



LAVOR

SIMPLY STRONGER

www.lavor.com

EN

2022

MAIN CATALOGUE

LAVOR EQUIPMENT

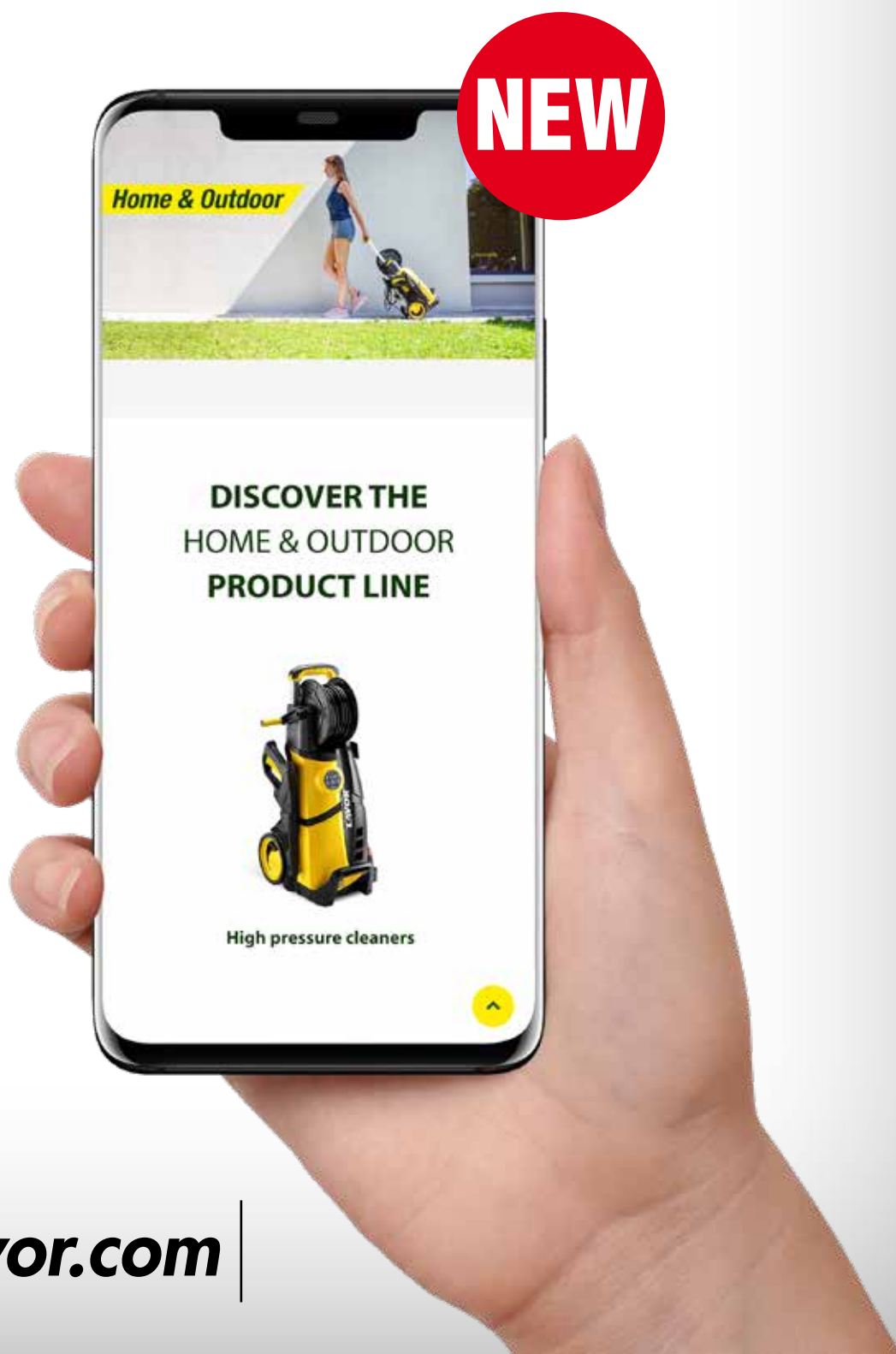


PREMIUM PARTNER

LCR
TEAM
Honda

A **NEW** website easy to explore and showing all the information about Lavor products: it offers easy exploration and complete technical information. A website of modern concept helping our customer finding the necessary updated information about our products, easily and in real time. It offers complete product videos about machine running, machine use and plus of the main products of professional range: an additional very useful sales tool.

Connecting to the Lavor world is just a click away: complete information, products, videos and news available quickly and simply.





Yongkang Lavorwash Equipment Co. Ltd. set up in 2004 as a manufacturing and commercial branch of Lavorwash Spa, Italian company set up in 1975, one of the world's most important manufacturers of high-tech cleaning systems for small and large surfaces for more than 40 years. Nowadays the company has an increasing consolidated turnover and more than 380 employees situated in several branches in Italy, China, Brazil, Mexico, France, Spain, Poland and UK.

The company recently celebrated the opening of its new headquarters which includes a warehouse, but more importantly a larger factory, with more space and improved organisation for production, for a total of 30,000 sqm and 150 employees

Tecnology and design

Relying on more than forty years of experience and on the technical know-how of Lavorwash Group, new models and new products are followed step by step by resident Italian engineers.

The opening of the new facility has led to an increase in the varieties of models in the range, providing greater flexibility in production and the possibility of developing new products.

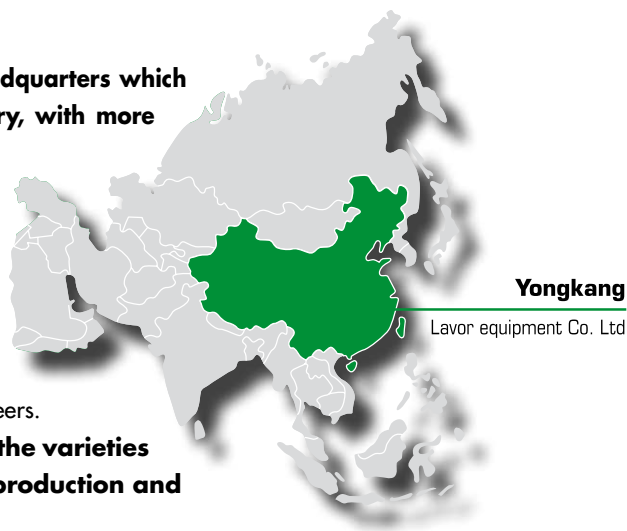
Italian management

Italian managers, engineers and employees run the company. Yongkang Lavorwash Equipment Co. Ltd stretches over more than 30,000 square meters, with a growing number of employees continuously increasing.

Quality and service

The LAVOR brand assures the quality of all products certified by leading certificate Corporations such as GS, UL, TUV-SUD, and INMETRO. Product quality is also certified by in-house testing on 100% of products, and with the possibility of FFU certified work for individual clients.

The larger area of the new facility has allowed the company to streamline quality control thanks to the set-up of new testing spaces and rooms with new equipment.



Yongkang

Lavor equipment Co. Ltd



NEW FACTORY VIDEO

LAVOR

SIMPLY STRONGER

More strength, more power, more innovation.

This is what, day after day, forges the new Lavor brand and that is realized in our products, ambassadors of our philosophy through cutting-edge technical and quality features.

Why do we do it?

We want to be by your side ever more.

Simply



The strengthening of the LAVOR brand, the presentation of this new trademark and the desire to be increasingly active and visible in the Italian and international markets have also led to the signing of a very important three-year sponsorship with the LCR Honda HRC MotoGP team.



In fact, the LAVOR brand will be on the fairing of the motorcycle, as well as throughout the LCR HONDA HRC paddock for the four-year period 2019-2022.



WATCH THE VIDEO





Lavorwash has an extensive R&D program aimed at improving the performance, durability and quality of its products, as well as developing new models, accessories and services to meet the needs of a market with a high rate of innovation and technological change. We research the development of new products, as well as the improvement and optimization of existing models. Lavorwash tests its research: technical staff employs sophisticated and modern technological systems; products are subjected to continual functional and performance tests.

Lavorwash creates attractive products, by combining innovative styling, reliability and ease of use in perfect harmony. We understand the importance of ergonomics: designers and technicians work in close collaboration to manufacture products which are easy to use, safe, efficient and truly stylish.

Lavorwash has finalized advanced technologies, thanks to which every product is the result of a sophisticated manufacturing process.

We use production lines equipped with automatic testing stations which immediately identify any problems or defects and the assembly systems ensure constant quality levels.

Lavorwash supplies efficient and powerful systems ensuring high performance and the long life of the machines.

Lavorwash pursues constant improvement and always sets itself new goals and targets. Wide-ranging and consolidated experience, constant commitment to research, advanced manufacturing processes and customer service are the features which have resulted in Lavorwash becoming a worldleader in cleaning systems.

Lavorwash offers its customers consolidated and reliable support, becoming the ideal partner for a successful future.

Investing in research and development also means making strides in terms of product quality and eco-sustainability.

Whereas on the one hand, the improvement of our machines is aimed at meeting the practical needs of users, on the other hand this innovation is developed on the basis of an increasingly strong and shared environmental awareness.

First of all, the use of high pressure cleaners allows for water savings of at least 80% when compared to a normal garden hose. Moreover, we developed vacuum cleaners using high efficiency motors to achieve top performances and reduce energy consumption by 50%.





WASHING PROGRAM SYSTEM

– CONSUMPTION + PERFORMANCE!



Watch the video

High pressure cleaner with patented **Washing Program System**, offering the most suited washing program for each cleaning task.

PLUS:

- **Variable performances & connected load:** Motor & pump variable speed, flow rate and operating pressure adjustment without efficiency loss. **Maximized water and energy saving for each cleaning task**
- **Longer motor life:** Slow & progressive motor spinning start. No current peaks, less sparks and mechanical stress inside the motor. **Extended product working life – higher value for money**
- **Working mode setting:** Solid rotative selector on the unit with 3 pre-set washing programs **simple selection of extensive tailored performances**

SOFT

50%

ENERGY SAVING

1

Outdoor wooden furniture, surfaces/plaster and bicycles.

MEDIUM

25%

ENERGY SAVING

2

Cars, motorbikes, quads, caravans, plastered walls, brick surfaces.

HARD

100%

POWER

3

Stone or concrete flooring, fences and gates, gardening tools.



DIGITAL CONTROL SYSTEM

– CONSUMPTION + PERFORMANCE!



Watch the video

COMPLETE SAFETY

CHILD SAFETY SYSTEM
prevents from accidental use

AUTO SWITCH OFF FUNCTION
prevents motor and pump overheating, long-life cycle

MICRO LEAK DETECTION SYSTEM
micro leak detection for targeted and quick intervention

Power indicator.

Overheating indicator.

Child safety system preventing from accidental use of the machine.

Ordinary maintenance indicator.

ON / OFF switch with color change, red ON, blue OFF.

It indicates that the machine is running and working.

It indicates that the machine is in stand-by.

It lights up when the machine stops automatically due to inactivity.

Digitally controlled high pressure cleaner with multiple **washing programs** and multilevel **safety system**.

Thanks to the **DIGITAL CONTROL** system (patented), it is possible to check the main functions of the machine (power, overheating detection, maintenance needed, **CHILD SAFETY**, operation light) and to choose the most suitable washing program for your needs, among the 3 different **energy-saving programs**, **SOFT**, **MEDIUM** and **HARD**.

SOFT

50%

ENERGY SAVING

1

Outdoor wooden furniture, surfaces/plaster and bicycles.

MEDIUM

25%

ENERGY SAVING

2

Cars, motorbikes, quads, caravans, plastered walls, brick surfaces.

HARD

100%

POWER

3

Stone or concrete flooring, fences and gates, gardening tools.

DIGITAL CONTROL SYSTEM

1



Outdoor wooden furniture, surfaces/plaster and bicycles.

2



Cars, motorbikes, quads, caravans, plastered walls, brick surfaces.

3



Stone or concrete flooring, fences and gates, gardening tools.

WATCH
THE VIDEO



— CONSUMPTION
+ PERFORMANCE!

Digitally controlled high pressure cleaner with multiple **washing programs** and multilevel **safety system**.

Thanks to the **DIGITAL CONTROL** system (patented), it is possible to check the main functions of the machine (power, overheating detection, maintenance needed, **CHILD SAFETY**, operation light) and to choose the most suitable washing program for your needs, among the 3 different **energy-saving** programs, **SOFT**, **MEDIUM** and **HARD**.



COMPLETE SAFETY



CHILD SAFETY SYSTEM
prevents from accidental use



AUTO SWITCH OFF FUNCTION
prevents motor and pump
overheating, long-life cycle



MICRO LEAK DETECTION SYSTEM
micro leak detection for targeted
and quick intervention

Cosmos3 140
STANDARD EQUIPMENT


- Three pistons, aluminium pump head with built-in by-pass valve
- Automatic Stop System
- Telescopic handle
- Accessory storage facility
- Standard set of accessories
- Adjustable Foam System
- Turbo lance

code	8.113.0047C
barcode	8013298215003
max pressure (bar)	140
max delivery rate (l/h)	450
abs. power (W)	1900
weight (Kg)	10,5
packing dim. (cm)	38 x 30 h 57
pcs for pallet	24

Load Q.ty: 20'=452 40'=932 40' HQ=1052

Available also 110/120V - 60Hz version: 1500 psi - 1.55 GPM (USA) - 1400W


 59/88
39
Cm → 36

Cosmos4 150 WPS
STANDARD EQUIPMENT


- Three pistons, aluminium pump head with built-in by-pass valve
- Automatic Stop System
- **Washing Program System**
- Telescopic handle
- Accessory storage facility
- Standard set of accessories
- Adjustable Foam System
- Turbo lance
- Patio cleaner

code	8.113.0053C
barcode	8013298215379
max pressure (bar)	150
max delivery rate (l/h)	480
abs. power (W)	2100
weight (Kg)	11,4
packing dim. (cm)	39 x 39 h 58
pcs for pallet	24

Load Q.ty: 20'=332 40'=716 40' HQ=766

Available also 110/120V - 60Hz version: 1600 psi - 1.80 GPM (USA) - 1500W


 59/88
39
Cm → 36

Cosmos4 Plus 160 WPS
STANDARD EQUIPMENT


- Three pistons, aluminium pump head with built-in by-pass valve
- Automatic Stop System
- **Washing Program System**
- Telescopic handle
- Accessory storage facility
- Standard set of accessories
- Adjustable Foam System
- Hose-reel
- Turbo lance
- Patio cleaner

code	8.113.0048C
barcode	8013298215010
max pressure (bar)	160
max delivery rate (l/h)	510
abs. power (W)	2500
weight (Kg)	12,6
packing dim. (cm)	39 x 39 h 67
pcs for pallet	18

Load Q.ty: 20'=225 40'=450 40' HQ=540

Available also 110/120V - 60Hz version: 1800 psi - 1.90 GPM (USA) - 1600W


 78/95
39
Cm → 36


LVR Series



New design and new technology: LVR Series is the result of the latest engineering developments of LAVOR R&D dpt. A brand new range of 5 products with different equipment and technical innovations. All models are equipped with rotating ON/OFF switch, telescopic handle, lower secondary handle for horizontal transport, new LAVOR gun G19.

LVR4 Series has WPS and Digital Control System as standard equipment

LVR3 140

- Three pistons, aluminium pump head with built-in by-pass valve
- Automatic Stop System
- Hose-holder
- Telescopic handle
- Accessory storage facility
- Standard set of accessories
- Adjustable Foam System
- Turbo lance

code	8.113.0001C
barcode	8013298212309
max pressure (bar)	140
max delivery rate (l/h)	450
abs. power (W)	1900
weight (Kg)	10,4
packing dim. (cm)	38 x 30 h 57
pcs for pallet	24

Load Q.ty: 20'=452 40'=932 40' HQ=1052

Available also 110/120V - 60Hz version: 1500 psi - 1.55 GPM (USA) - 1400W

STANDARD EQUIPMENT



59/88
39
Cm
36



LVR4 150 WPS

- Three pistons, aluminium pump head with built-in by-pass valve
- Automatic Stop System
- **Washing Program System**
- Telescopic handle
- Accessory storage facility
- Standard set of accessories
- Adjustable Foam System
- Turbo lance
- Patio cleaner

code	8.113.0006C
barcode	8013298212927
max pressure (bar)	150
max delivery rate (l/h)	480
abs. power (W)	2100
weight (Kg)	11,4
packing dim. (cm)	39 x 39 h 58
pcs for pallet	24

Load Q.ty: 20'=332 40'=716 40' HQ=766

Available also 110/120V - 60Hz version: 1600 psi - 1.80 GPM (USA) - 1500W

STANDARD EQUIPMENT



59/88
39
Cm
36



LVR4 150 Digit

STANDARD EQUIPMENT



- Three pistons, aluminium pump head with built-in by-pass valve
- Automatic Stop System
- **Digital Control System**
- Telescopic handle
- Accessory storage facility
- Standard set of accessories
- Adjustable Foam System
- Turbo lance
- Patio cleaner

code	8.113.0007C
barcode	8013298212934
max pressure (bar)	150
max delivery rate (l/h)	480
abs. power (W)	2100
weight (Kg)	12
packing dim. (cm)	39 x 39 h 58
pcs for pallet	24

Load Q.ty: 20'=332 40'=716 40' HQ=766

Available also 110/120V - 60Hz version: 1600 psi - 1.80 GPM (USA) - 1500W



59/88
39
Cm 36



LVR4 Plus 160 WPS

STANDARD EQUIPMENT



- Three pistons, aluminium pump head with built-in by-pass valve
- Automatic Stop System
- **Washing Program System**
- Telescopic handle
- Accessory storage facility
- Standard set of accessories
- Adjustable Foam System
- Hose-reel
- Turbo lance
- Patio cleaner

code	8.113.0015C
barcode	8013298213306
max pressure (bar)	160
max delivery rate (l/h)	510
abs. power (W)	2500
weight (Kg)	12,4
packing dim. (cm)	39 x 39 h 67
pcs for pallet	18

Load Q.ty: 20'=225 40'=450 40' HQ=540

Available also 110/120V - 60Hz version: 1800 psi - 1.90 GPM (USA) - 1600W



78/95
39
Cm 36



LVR4 Plus 160 Digit

STANDARD EQUIPMENT



- Three pistons, aluminium pump head with built-in by-pass valve
- Automatic Stop System
- **Digital Control System**
- Telescopic handle
- Accessory storage facility
- Standard set of accessories
- Adjustable Foam System
- Hose-reel
- Turbo lance
- Patio cleaner

code	8.113.0008C
barcode	8013298212941
max pressure (bar)	160
max delivery rate (l/h)	510
abs. power (W)	2500
weight (Kg)	13
packing dim. (cm)	39 x 39 h 67
pcs for pallet	18

Load Q.ty: 20'=225 40'=450 40' HQ=540

Available also 110/120V - 60Hz version: 1800 psi - 1.90 GPM (USA) - 1600W



78/95
39
Cm 36



Green Series



LAVOR Green Line focuses the attention on eco-friendly concept: all the models of this range have as standard equipment the patented **WPS/Digital** System which allow to choose the right type of wash depending on the surface that needs to be cleaned and the type of soiling that needs to be removed.

WPS/Digital System offers 3 different washing programs, **Soft/Medium/Hard** and allows energy saving up to 50% (Soft Wash).

NJ Plus 145 WPS

- Three pistons, aluminium pump head with built-in by-pass valve
- Automatic Stop System
- **Washing Program System**
- Hose-holder
- Accessory storage facility
- Ergonomic handle
- Turbo lance
- Rotary brush
- Fixed brush
- Patio cleaner

code	8.092.0080C
barcode	8013298211135
max pressure (bar)	145
max delivery rate (l/h)	420
abs. power (W)	1900
weight (Kg)	8,5
packing dim. (cm)	39,5 x 29 h 54
pcs for pallet	32

Load Q.ty: 20'=452 40'=920 40' HC=1080

Available also 110/120 - 60Hz version

STANDARD EQUIPMENT



Available also with hose reel 8.092.0086C NJ Extra 145 WPS.

STM 160 WPS

- Three pistons, aluminium pump head with built-in by-pass valve
- Hose-reel
- Automatic Stop System
- **Washing Program System**
- Ergonomic handle
- Accessory storage facility
- Standard set of accessories
- Turbo lance
- Rotary brush

code	8.086.0140C
barcode	8013298207411
max pressure (bar)	160
max delivery rate (l/h)	510
abs. power (W)	2500
weight (Kg)	12,4
packing dim. (cm)	38 x 30 h 57
pcs for pallet	24

Load Q.ty: 20'=452 40'=932 40' HC=1052

Available also 110/120 - 60Hz version

STANDARD EQUIPMENT



Planet 160 WPS

- Three pistons, aluminium pump head with built-in by-pass valve
- Hose-reel
- Automatic Stop System
- **Washing Program System**
- Ergonomic handle
- Accessory storage facility
- Standard set of accessories
- Rotary brush

code	8.110.0003C
barcode	8013298209385
max pressure (bar)	160
max delivery rate (l/h)	510
abs. power (W)	2500
weight (Kg)	12,4
packing dim. (cm)	38 x 30 h 57
pcs for pallet	24

Load Q.ty: 20'=452 40'=932 40' HC=1052

Available also 110/120 - 60Hz version

STANDARD EQUIPMENT



Predator 160 WPS

- Three pistons, aluminium pump head with built-in by-pass valve
- Built-in detergent tank for direct suction
- Hose-reel
- Automatic Stop System
- **Washing Program System**
- Ergonomic handle
- Accessory storage facility
- Standard set of accessories
- Rotary brush
- Fixed brush

code	8.101.0017C
barcode	8013298211142
max pressure (bar)	160
max delivery rate (l/h)	510
abs. power (W)	2500
weight (Kg)	15,5
packing dim. (cm)	37 x 37 h 56
pcs for pallet	18

Load Q.ty: 20'=360 40'=744 40' HC=868

Available also 110/120 - 60Hz version

STANDARD EQUIPMENT



Predator 180 Digit

- Three pistons, aluminium pump head with built-in by-pass valve
- Built-in detergent tank for direct suction
- Hose-reel
- Automatic Stop System
- **Digital Control System**
- Ergonomic handle
- Accessory storage facility
- Standard set of accessories
- Rotary brush
- Fixed brush

code	8.101.0024C
barcode	8013298211463
max pressure (bar)	180
max delivery rate (l/h)	510
abs. power (W)	2500
weight (Kg)	15,8
packing dim. (cm)	37 x 37 h 56
pcs for pallet	18

Load Q.ty: 20'=360 40'=744 40' HC=868

Available also 110/120 - 60Hz version

STANDARD EQUIPMENT



Dive 120

- Three pistons, aluminium pump head with built-in by-pass valve
- Automatic Stop System
- Accessory storage facility
- Ergonomic handle
- Standard set of accessories
- Fixed brush

code	8.106.0063C
barcode	8013298212255
max pressure (bar)	120
max delivery rate (l/h)	330
abs. power (W)	1700
weight (Kg)	5,6
packing dim. (cm)	25 x 30 h 40
pcs for pallet	60

Load Q.ty: 20'=980 40'=2010 40' HC=2300

Available also 110/120V - 60Hz version: 1300 psi
- 1.35 GPM (USA) - 1300W

Available also Dive 110 - Code 8.106.0072C

STANDARD EQUIPMENT



Dive Plus 130

- Three pistons, aluminium pump head with built-in by-pass valve
- Automatic Stop System
- Accessory storage facility
- Ergonomic handle
- Standard set of accessories
- Turbo lance
- Fixed brush

code	8.106.0064C
barcode	8013298212262
max pressure (bar)	130
max delivery rate (l/h)	390
abs. power (W)	1800
weight (Kg)	6,9
packing dim. (cm)	26,5 x 29,5 h 56
pcs for pallet	36

Load Q.ty: 20'=648 40'=1360 40' HC=1536

Available also 110/120V - 60Hz version: 1400 psi
- 1.55 GPM (USA) - 1350W

STANDARD EQUIPMENT



Dive Extra 135

- Three pistons, aluminium pump head with built-in by-pass valve
- Automatic Stop System
- Hose-reel
- Accessory storage facility
- Ergonomic handle
- Turbo lance
- Fixed brush
- Rotary brush
- Water filter

code	8.106.0065C
barcode	8013298212279
max pressure (bar)	135
max delivery rate (l/h)	420
abs. power (W)	1900
weight (Kg)	8
packing dim. (cm)	26,5 x 29,5 h 56
pcs for pallet	36

Load Q.ty: 20'=648 40'=1360 40' HC=1536

Available also 110/120V - 60Hz version: 1400 psi
- 1.55 GPM (USA) - 1350W

STANDARD EQUIPMENT



Available also Dive Extra 135 with Patio cleaner - Code 8.106.0066C

NEW


Run 120

- Three pistons, aluminium pump head with built-in by-pass valve
- Automatic Stop System
- Accessory storage facility
- Ergonomic handle
- Standard set of accessories
- Turbo lance

code	8.106.0103C
barcode	8013298215423
max pressure (bar)	120
max delivery rate (l/h)	330
abs. power (W)	1700
weight (Kg)	6,5
packing dim. (cm)	29,5 x 26,5 h 45
pcs for pallet	60

Load Q.ty: 20'=731 40'=1500 40' HC=1800

 Available also 110/120V - 60Hz version: 1300 psi
- 1.35 GPM (USA) - 1300W

STANDARD EQUIPMENT


 44
22
Cm → 25

NEW


Run Plus 130

- Three pistons, aluminium pump head with built-in by-pass valve
- Automatic Stop System
- Accessory storage facility
- Ergonomic handle
- Standard set of accessories
- Turbo lance

code	8.106.0104C
barcode	8013298215430
max pressure (bar)	130
max delivery rate (l/h)	390
abs. power (W)	1800
weight (Kg)	7
packing dim. (cm)	29,5 x 26,5 h 56
pcs for pallet	36

Load Q.ty: 20'=648 40'=1360 40' HC=1536

 Available also 110/120V - 60Hz version: 1400 psi
- 1.55 GPM (USA) - 1350W

STANDARD EQUIPMENT


 59
22
Cm → 25

NEW


Run Extra 145

- Three pistons, aluminium pump head with built-in by-pass valve
- Automatic Stop System
- Hose-reel
- Accessory storage facility
- Ergonomic handle
- Turbo lance

code	8.106.0105C
barcode	8013298215447
max pressure (bar)	145
max delivery rate (l/h)	420
abs. power (W)	1900
weight (Kg)	8,5
packing dim. (cm)	29,5 x 26,5 h 45
pcs for pallet	36

Load Q.ty: 20'=648 40'=1360 40' HC=1536

 Available also 110/120V - 60Hz version: 1400 psi
- 1.55 GPM (USA) - 1350W

STANDARD EQUIPMENT


 66
22
Cm → 25


Fast 120

STANDARD EQUIPMENT

- Three pistons, aluminium pump head with built-in by-pass valve
- Automatic Stop System
- Accessory storage facility
- Ergonomic handle
- Standard set of accessories

code	8.109.0007C
barcode	8013298207114
max pressure (bar)	120
max delivery rate (l/h)	330
abs. power (W)	1700
weight (Kg)	6
packing dim. (cm)	25 x 30 h 40
pcs for pallet	60



Load Q.ty: 20'=980 40'=2010 40' HC=2300

Available also 110/120V - 60Hz version: 1300 psi - 1.35 GPM (USA) - 1300W

Available also Fast 120 with trolley and fixed brush - Code 8.109.0075C



Fast Plus 130

STANDARD EQUIPMENT

- Three pistons, aluminium pump head with built-in by-pass valve
- Automatic Stop System
- Accessory storage facility
- Ergonomic handle
- Standard set of accessories
- Turbo lance

code	8.109.0008C
barcode	8013298207121
max pressure (bar)	130
max delivery rate (l/h)	390
abs. power (W)	1800
weight (Kg)	7,7
packing dim. (cm)	32,5 x 27,5 h 44
pcs for pallet	48



Load Q.ty: 20'=731 40'=1501 40' HC=1802

Available also 110/120V - 60Hz version: 1400 psi - 1.55 GPM (USA) - 1350W



Fast Extra 145

STANDARD EQUIPMENT

- Three pistons, aluminium pump head with built-in by-pass valve
- Automatic Stop System
- Hose-reel
- Accessory storage facility
- Ergonomic handle
- Turbo lance

code	8.109.0009C
barcode	8013298207138
max pressure (bar)	145
max delivery rate (l/h)	420
abs. power (W)	1900
weight (Kg)	8,5
packing dim. (cm)	32,5 x 27,5 h 44
pcs for pallet	48



Load Q.ty: 20'=731 40'=1501 40' HC=1802

Available also 110/120V - 60Hz version: 1400 psi - 1.55 GPM (USA) - 1350W



One 120

STANDARD EQUIPMENT



- Three pistons, aluminium pump head with built-in by-pass valve
- Automatic Stop System
- Accessory storage facility
- Ergonomic handle
- Standard set of accessories

code	8.103.0001C
barcode	8013298204472
max pressure (bar)	120
max delivery rate (l/h)	330
abs. power (W)	1700
weight (Kg)	5,6
packing dim. (cm)	25 x 30 h 40
pcs for pallet	60



Load Q.ty: 20'=980 40'=2010 40' HC=2300

Available also 110/120V - 60Hz version: 1300 psi
- 1.35 GPM (USA) - 1300W



One Plus 130

STANDARD EQUIPMENT



- Three pistons, aluminium pump head with built-in by-pass valve
- Automatic Stop System
- Accessory storage facility
- Ergonomic handle
- Standard set of accessories
- Turbo lance
- Rotary brush
- Fixed brush

code	8.103.0005C
barcode	8013298204892
max pressure (bar)	130
max delivery rate (l/h)	420
abs. power (W)	1800
weight (Kg)	6,9
packing dim. (cm)	26,5 x 29,5 h 56
pcs for pallet	36



Load Q.ty: 20'=648 40'=1360 40' HC=1536

Available also 110/120V - 60Hz version: 1400 psi
- 1.55 GPM (USA) - 1350W



One Extra 135

STANDARD EQUIPMENT



- Three pistons, aluminium pump head with built-in by-pass valve
- Automatic Stop System
- Hose-reel
- Accessory storage facility
- Ergonomic handle
- Turbo lance
- Rotary brush
- Fixed brush
- Patio cleaner

code	8.103.0008C
barcode	8013298204939
max pressure (bar)	135
max delivery rate (l/h)	420
abs. power (W)	1900
weight (Kg)	8
packing dim. (cm)	26,5 x 29,5 h 60
pcs for pallet	36



Load Q.ty: 20'=608 40'=1270 40' HC=1415

Available also 110/120V - 60Hz version: 1400 psi
- 1.55 GPM (USA) - 1350W

Available also One Extra 135 without patio cleaner, and fixed brush - Code 8.103.0007C



Smart 120

STANDARD EQUIPMENT

- Three pistons, aluminium pump head with built-in by-pass valve
- Automatic Stop System
- Accessory storage facility
- Ergonomic handle
- Standard set of accessories

code	8.106.0004C
barcode	8013298205424
max pressure (bar)	120
max delivery rate (l/h)	330
abs. power (W)	1700
weight (Kg)	5,6
packing dim. (cm)	25 x 30 h 40
pcs for pallet	60



Load Q.ty: 20'=980 40'=2010 40' HC=2300

Available also 110/120V - 60Hz version: 1300 psi - 1.35 GPM (USA) - 1300W

Available also Smart 110 with trolley and fixed brush - Code 8.106.0073C



Smart Plus 130

STANDARD EQUIPMENT

- Three pistons, aluminium pump head with built-in by-pass valve
- Automatic Stop System
- Accessory storage facility
- Ergonomic handle
- Standard set of accessories
- Turbo lance
- Rotary brush
- Fixed brush

code	8.106.0005C
barcode	8013298205448
max pressure (bar)	130
max delivery rate (l/h)	420
abs. power (W)	1800
weight (Kg)	6,9
packing dim. (cm)	26,5 x 29,5 h 56
pcs for pallet	36



Load Q.ty: 20'=648 40'=1360 40' HC=1536

Available also 110/120V - 60Hz version: 1400 psi - 1.55 GPM (USA) - 1350W



Smart Extra 135

STANDARD EQUIPMENT

- Three pistons, aluminium pump head with built-in by-pass valve
- Automatic Stop System
- Hose-reel
- Accessory storage facility
- Ergonomic handle
- Turbo lance
- Rotary brush
- Fixed brush
- Patio cleaner

code	On request
barcode	-
max pressure (bar)	135
max delivery rate (l/h)	420
abs. power (W)	1900
weight (Kg)	8
packing dim. (cm)	26,5 x 29,5 h 60
pcs for pallet	36



Load Q.ty: 20'=608 40'=1270 40' HC=1415

Available also 110/120V - 60Hz version: 1400 psi - 1.55 GPM (USA) - 1350W



NJ 120

STANDARD EQUIPMENT

- Three pistons, aluminium pump head with built-in by-pass valve
- Automatic Stop System
- Hose-holder
- Accessory storage facility
- Ergonomic handle
- Standard set of accessories

code	8.092.0081C
barcode	8013298211395
max pressure (bar)	120
max delivery rate (l/h)	360
abs. power (W)	1700
weight (Kg)	6,8
packing dim. (cm)	39 x 26 h 52
pcs for pallet	36



Load Q.ty: 20'=532 40'=1140 40' HC=1270

Available also 110/120V - 60Hz version: 1300 psi
- 1.35 GPM (USA) - 1300W



NJ Plus 130

STANDARD EQUIPMENT

- Three pistons, aluminium pump head with built-in by-pass valve
- Automatic Stop System
- Hose-holder
- Accessory storage facility
- Ergonomic handle
- Turbo lance
- Fixed brush

code	8.092.0082C
barcode	8013298211401
max pressure (bar)	130
max delivery rate (l/h)	420
abs. power (W)	1800
weight (Kg)	8
dimensions (cm)	39 x 26 h 52
pcs for pallet	36



Load Q.ty: 20'=532 40'=1140 40' HC=1270

Available also 110/120V - 60Hz version: 1400 psi
- 1.55 GPM (USA) - 1350W



Available also NJ Plus 130 with patio cleaner - Code 8.092.0083C

NJ Extra 145

STANDARD EQUIPMENT

- Three pistons, aluminium pump head with built-in by-pass valve
- Automatic Stop System
- Hose-reel
- Accessory storage facility
- Ergonomic handle
- Turbo lance
- Rotary brush

code	8.092.0084C
barcode	8013298211425
max pressure (bar)	145
max delivery rate (l/h)	420
abs. power (W)	1900
weight (Kg)	8,5
dimensions (cm)	39,5 x 26 h 52
pcs for pallet	36



Load Q.ty: 20'=532 40'=1140 40' HC=1270

Available also 110/120V - 60Hz version: 1500 psi
max - 1.55 GPM (USA) max - 1400W



Ninja 120

STANDARD EQUIPMENT

- Three pistons, aluminium pump head with built-in by-pass valve
- Automatic Stop System
- Hose-holder
- Accessory storage facility
- Ergonomic handle
- Standard set of accessories

code	8.092.0001C
barcode	8013298200870
max pressure (bar)	120
max delivery rate (l/h)	360
abs. power (W)	1700
weight (Kg)	6,8
packing dim. (cm)	39 x 26 h 52
pcs for pallet	36



Load Q.ty: 20'=532 40'=1140 40' HC=1270

Available also 110/120V - 60Hz version: 1300 psi - 1.35 GPM (USA) - 1300W



Ninja Plus 130

STANDARD EQUIPMENT

- Three pistons, aluminium pump head with built-in by-pass valve
- Automatic Stop System
- Hose-holder
- Accessory storage facility
- Ergonomic handle
- Turbo lance
- Fixed brush

code	8.092.0004C
barcode	8013298201228
max pressure (bar)	130
max delivery rate (l/h)	420
abs. power (W)	1800
weight (Kg)	8
dimensions (cm)	39 x 26 h 52
pcs for pallet	24



Load Q.ty: 20'=532 40'=1140 40' HC=1270

Available also 110/120V - 60Hz version: 1400 psi - 1.55 GPM (USA) - 1350W

Available also Ninja Plus 130 with patio cleaner - Code 8.092.0028C



Ninja Extra 145

STANDARD EQUIPMENT

- Three pistons, aluminium pump head with built-in by-pass valve
- Automatic Stop System
- Hose-reel
- Accessory storage facility
- Ergonomic handle
- Turbo lance
- Rotary brush

code	8.092.0059C
barcode	8013298207183
max pressure (bar)	145
max delivery rate (l/h)	420
abs. power (W)	1900
weight (Kg)	8,5
dimensions (cm)	39,5 x 26 h 52
pcs for pallet	36



Load Q.ty: 20'=532 40'=1140 40' HC=1270

Available also 110/120V - 60Hz version: 1500 psi max - 1.55 GPM (USA) max - 1400W

Available also Ninja Extra145 with patio cleaner - Code 8.092.0069C



Wave 110

STANDARD EQUIPMENT



- Three pistons, aluminium pump head with built-in by-pass valve
- Built-in detergent tank for direct suction
- Automatic Stop System
- Ergonomic handle
- Accessory storage facility
- Standard set of accessories
- Turbo lance
- Inlet filter

code	8.088.0005C
barcode	8013298200122
max pressure (bar)	110
max delivery rate (l/h)	330
abs. power (W)	1700
weight (Kg)	7,2
dimensions (cm)	29,5 x 26,5 h 54
pcs for pallet	36

Load Q.ty: 20'=648 40'=1360 40' HC=1536

Available also 110/120V - 60Hz version: 1300 psi
max - 1.35 GPM (USA) max - 1300W



60
Cm
27
29



Wave UP 125

STANDARD EQUIPMENT



- Three pistons, aluminium pump head with built-in by-pass valve.
- Built-in detergent tank for direct suction
- Automatic Stop System
- Ergonomic handle
- Accessory storage facility
- Standard set of accessories
- Fixed brush
- Inlet filter

code	8.088.0006C
barcode	8013298200139
max pressure (bar)	125
max delivery rate (l/h)	400
abs. power (W)	1800
weight (Kg)	7,5
dimensions (cm)	29,5 x 26,5 h 56
pcs for pallet	36

Load Q.ty: 20'=648 40'=1360 40' HC=1415

Available also 110/120V - 60Hz version: 1400 psi
max - 1.55 GPM (USA) max - 1350W



67
Cm
27
29



Wave HR 135

STANDARD EQUIPMENT



- Three pistons, aluminium pump head with built-in by-pass valve
- Built-in detergent tank for direct suction
- Automatic Stop System
- Hose-reel
- Ergonomic handle
- Accessory storage facility
- Standard set of accessories
- Rotary brush
- Inlet filter

code	8.088.0007C
barcode	8013298200146
max pressure (bar)	135
max delivery rate (l/h)	420
abs. power (W)	1900
weight (Kg)	8,7
dimensions (cm)	29,5 x 26,5 h 60
pcs for pallet	36

Load Q.ty: 20'=608 40'=1270 40' HC=1415

Available also 110/120V - 60Hz version: 1500 psi
max - 1.55 GPM (USA) max - 1400W



67
Cm
27
29



Rise 110



- Three pistons, aluminium pump head with built-in by-pass valve
- Built-in detergent tank for direct suction
- Automatic Stop System
- Ergonomic handle
- Turbo lance
- Accessory storage facility
- Standard set of accessories
- Inlet filter



code	on request
barcode	-
max pressure bar	110
max delivery rate l/h	330
abs. power W	1700
weight	7,2 Kg
dimensions	29,5 x 26,5 h 54 cm
pcs for pallet	48

Load Q.ty: 20'=648 40'=1360 40' HC=1536

Available also 110/120V - 60Hz version: 1300 psi max - 1.35 GPM (USA) max - 1300W

STANDARD EQUIPMENT



Rise UP 135



- Three pistons, aluminium pump head with built-in by-pass valve
- Built-in detergent tank for direct suction
- Automatic Stop System
- Ergonomic handle
- Accessory storage facility
- Standard set of accessories
- Rotary brush
- Turbo lance
- Patio cleaner
- Fixed brush
- Inlet filter



code	8.090.0003C
barcode	8013298202508
max pressure bar	135
max delivery rate l/h	420
abs. power W	1900
weight	9,4 Kg
dimensions	29,5 x 40 h 55
pcs for pallet	24

Load Q.ty: 20'=436 40'=916 40' HC=1072

Available also 110/120V - 60Hz version: 1400 psi max - 1.55 GPM (USA) max - 1350W

STANDARD EQUIPMENT



Rise HR 145



- Three pistons, aluminium pump head with built-in by-pass valve
- Built-in detergent tank for direct suction
- Automatic Stop System
- Hose-reel
- Ergonomic handle
- Accessory storage facility
- Standard set of accessories
- Turbo lance
- Rotary brush
- Inlet filter



code	8.090.0013C
barcode	8013298203475
max pressure bar	145
max delivery rate l/h	450
abs. power W	2100
weight	10,2 Kg
dimensions	29,5 x 39,5 h 53 cm
pcs for pallet	32

Load Q.ty: 20'=436 40'=896 40' HC=1116

Available also 110/120V - 60Hz version: 1500 psi max - 1.55 GPM (USA) max - 1400W

STANDARD EQUIPMENT



Army 110

STANDARD EQUIPMENT



- Three pistons, aluminium pump head with built-in by-pass valve
- Built-in detergent tank for direct suction
- Automatic Stop System
- Ergonomic handle
- Accessory storage facility
- Standard set of accessories
- Turbo lance
- Inlet filter

code	8.088.0029C
barcode	8013298202720
max pressure (bar)	110
max delivery rate (l/h)	330
abs. power (W)	1700
weight (Kg)	7,7
packing dim. (cm)	29,5 x 26,5 h 60
pcs for pallet	36

Load Q.ty: 20'=608 40'=1270 40' HC=1415

Available also 110/120V - 60Hz version: 1300 psi
max - 1.35 GPM (USA) max - 1300W



Marine 125

STANDARD EQUIPMENT



- Three pistons, aluminium pump head with built-in by-pass valve.
- Built-in detergent tank for direct suction
- Automatic Stop System
- Ergonomic handle
- Accessory storage facility
- Standard set of accessories
- Turbo lance
- Fixed brush
- Inlet filter

code	8.088.0030C
barcode	8013298202737
max pressure (bar)	125
max delivery rate (l/h)	400
abs. power (W)	1800
weight (Kg)	8
packing dim. (cm)	29,5 x 26,5 h 60
pcs for pallet	36

Load Q.ty: 20'=608 40'=1270 40' HC=1415

Available also 110/120V - 60Hz version: 1400 psi
max - 1.55 GPM (USA) max - 1350W



Force 145

STANDARD EQUIPMENT



- Three pistons, aluminium pump head with built-in by-pass valve
- Automatic Stop System
- Hose-reel
- Ergonomic handle
- Accessory storage facility
- Standard set of accessories
- Rotary brush
- Inlet filter
- Patio cleaner
- Fixed brush

code	8.088.0034C
barcode	8013298203444
max pressure (bar)	145
max delivery rate (l/h)	450
abs. power (W)	2100
weight (Kg)	9,8
packing dim. (cm)	29,5 x 39,5 h 58
pcs for pallet	24

Load Q.ty: 20'=432 40'=912 40' HC=1012

Available also 110/120V - 60Hz version: 1500 psi
max - 1.55 GPM (USA) max - 1400W



Cold water high-pressure cleaners with steam cleaner combined



It is a 2 in 1 product, high pressure cleaner and steam cleaner all in one! It is a complete system assuring perfect car care. Thanks to the powerful high pressure cleaner it is possible to wash cars, motorbikes, bikes and scooters; thanks to the built-in steam module and the steam power at 120°C it is possible to degrease also rims, bumpers, upholstery and all car parts that need deep cleaning.

Sani Steam 125

- Three pistons, aluminium pump head with built-in by-pass valve.
- Built-in detergent tank for direct suction
- Automatic Stop System
- Ergonomic handle
- Accessory storage facility
- Standard set of accessories
- Turbo lance
- Steam generator unit

code	8.088.0097C
barcode	8013298214327
max pressure (bar)	125
max delivery rate (l/h)	400
abs. power (W)	1800
weight (Kg)	10,5
packing dim. (cm)	36 x 30 h 58
pcs for pallet	24

Load Q.ty: 20'=452 40'=932 40' HC=1088

Available also 110/120V - 60Hz version:
1400 psi max - 1.55 GPM (USA) max - 1350W



STANDARD EQUIPMENT



Wave 130 Steam

- Three pistons, aluminium pump head with built-in by-pass valve.
- Built-in detergent tank for direct suction
- Automatic Stop System
- Ergonomic handle
- Accessory storage facility
- Standard set of accessories
- Turbo lance
- Steam generator unit
- Inlet filter

code	8.088.0019C
barcode	8013298201280
max pressure (bar)	130
max delivery rate (l/h)	420
abs. power (W)	1800
weight (Kg)	10,5
packing dim. (cm)	36 x 30 h 58
pcs for pallet	24

Load Q.ty: 20'=452 40'=932 40' HC=1088

Available also 110/120V - 60Hz version:
1400 psi max - 1.55 GPM (USA) max - 1350W



STANDARD EQUIPMENT



Predator 140

- Three pistons, aluminium pump head with built-in by-pass valve
- Built-in detergent tank for direct suction
- Automatic Stop System
- Hose-holder
- Ergonomic handle
- Accessory storage facility
- Standard set of accessories
- Turbo lance
- Rotary brush

code	8.101.0018C
barcode	8013298211296
max pressure (bar)	140
max delivery rate (l/h)	450
abs. power (W)	1900
weight (Kg)	10,4
packing dim. (cm)	38 x 29 h 56
pcs for pallet	24

Load Q.ty: 20'=452 40'=932 40' HQ=1052

Available also 110/120V - 60Hz version: 1500 psi - 1.55 GPM (USA) - 1400W

78
Cm
26
28

STANDARD EQUIPMENT



Predator 150

- Three pistons, aluminium pump head with built-in by-pass valve
- Built-in detergent tank for direct suction
- Automatic Stop System
- Hose-holder
- Ergonomic handle
- Accessory storage facility
- Standard set of accessories
- Turbo lance
- Rotary brush
- Patio cleaner

code	8.101.0019C
barcode	8013298211302
max pressure (bar)	150
max delivery rate (l/h)	450
abs. power (W)	2100
weight (Kg)	10,4
packing dim. (cm)	37 x 37 h 56
pcs for pallet	18

Load Q.ty: 20'=432 40'=912 40' HQ=1012

Available also 110/120V - 60Hz version: 1600 psi - 1.80 GPM (USA) - 1500W

78
Cm
26
28

STANDARD EQUIPMENT



Predator 160

- Three pistons, aluminium pump head with built-in by-pass valve
- Built-in detergent tank for direct suction
- Hose-reel
- Automatic Stop System
- Ergonomic handle
- Accessory storage facility
- Standard set of accessories
- Turbo lance
- Rotary brush
- Fixed brush
- Patio cleaner

code	8.101.0020C
barcode	8013298211319
max pressure (bar)	160
max delivery rate (l/h)	510
abs. power (W)	2500
weight (Kg)	12,4
packing dim. (cm)	39 x 39 h 61
pcs for pallet	18

Load Q.ty: 20'=360 40'=744 40' HQ=874

Available also 110/120 - 60Hz version: 1800 psi - 1.90 GPM (USA) - 1600W

88
Cm
28
28

STANDARD EQUIPMENT





Space 150

- Three pistons, aluminium pump head with built-in by-pass valve
- Automatic Stop System
- Hose-holder
- Ergonomic handle
- Accessory storage facility
- Standard set of accessories
- Turbo lance

code	8.107.0005C
barcode	8013298207145
max pressure (bar)	150
max delivery rate (l/h)	450
abs. power (W)	2100
weight (Kg)	10
packing dim. (cm)	38 x 30 h 57
pcs for pallet	24

Load Q.ty: 20'=452 40'=932 40' HQ=1052

Available also 110/120V - 60Hz version: 1500 psi - 1.55 GPM (USA) - 1400W



STANDARD EQUIPMENT



Space 160

- Three pistons, aluminium pump head with built-in by-pass valve
- Built-in detergent tank for direct suction
- Automatic Stop System
- Hose-reel
- Ergonomic handle
- Accessory storage facility
- Standard set of accessories
- Turbo lance

code	8.107.0001C
barcode	8013298205196
max pressure (bar)	160
max delivery rate (l/h)	510
abs. power (W)	2500
weight (Kg)	10
packing dim. (cm)	30 x 38 h 57
pcs for pallet	24

Load Q.ty: 20'=452 40'=932 40' HQ=1052

Available also 110/120V - 60Hz version: 1600 psi - 1.80 GPM (USA) - 1500W



STANDARD EQUIPMENT



On request available also version with hose-reel in pressure



Space 180

- Three pistons, aluminium pump head with built-in by-pass valve
- Built-in detergent tank for direct suction
- Hose-reel
- Automatic Stop System
- Ergonomic handle
- Accessory storage facility
- Standard set of accessories
- Turbo lance
- Rotary brush
- Fixed brush
- Patio cleaner

code	8.107.0002C
barcode	8013298205363
max pressure (bar)	180
max delivery rate (l/h)	510
abs. power (W)	2500
weight (Kg)	11,6
packing dim. (cm)	37 x 37 h 54
pcs for pallet	18

Load Q.ty: 20'=360 40'=744 40' HQ=874

Available also 110/120 - 60Hz version: 1800 psi - 1.90 GPM (USA) - 1600W



STANDARD EQUIPMENT



On request available also version with hose-reel in pressure

Galaxy 140

STANDARD EQUIPMENT

- Three pistons, aluminium pump head with built-in by-pass valve
- Automatic Stop System
- Hose-holder
- Ergonomic handle
- Accessory storage facility
- Standard set of accessories
- Turbo lance
- Rotary brush

code	8.086.0077C
barcode	8013298203413
max pressure (bar)	140
max delivery rate (l/h)	450
abs. power (W)	1900
weight (Kg)	10,4
packing dim. (cm)	38 x 30 h 57
pcs for pallet	24

Load Q.ty: 20'=452 40'=932 40' HQ=1052

Available also 110/120V - 60Hz version: 1500 psi
- 1.55 GPM (USA) - 1400W



Galaxy 150

STANDARD EQUIPMENT

- Three pistons, aluminium pump head with built-in by-pass valve
- Automatic Stop System
- Hose-holder
- Ergonomic handle
- Accessory storage facility
- Standard set of accessories
- Turbo lance
- Rotary brush
- Patio cleaner

code	8.086.0075C
barcode	8013298203277
max pressure (bar)	150
max delivery rate (l/h)	450
abs. power (W)	2100
weight (Kg)	10,4
packing dim. (cm)	29,5 x 39,5 h 58
pcs for pallet	24

Load Q.ty: 20'=432 40'=912 40' HQ=1012

Available also 110/120V - 60Hz version: 1600 psi
- 1.80 GPM (USA) - 1500W



Galaxy 160

STANDARD EQUIPMENT

- Three pistons, aluminium pump head with built-in by-pass valve
- Hose-reel
- Automatic Stop System
- Ergonomic handle
- Accessory storage facility
- Standard set of accessories
- Turbo lance
- Rotary brush
- Fixed brush
- Patio cleaner

code	8.086.0076C
barcode	8013298203406
max pressure (bar)	160
max delivery rate (l/h)	510
abs. power (W)	2500
weight (Kg)	12,4
packing dim. (cm)	37 x 37 h 54
pcs for pallet	18

Load Q.ty: 20'=360 40'=744 40' HQ=874

Available also 110/120 - 60Hz version: 1800 psi -
1.90 GPM (USA) - 1600W





Stargate 150

- Three pistons, aluminium pump head with built-in by-pass valve
- Automatic Stop System
- Hose-holder
- Ergonomic handle
- Accessory storage facility
- Standard set of accessories
- Turbo lance

code	8.107.0040C
barcode	8013298211777
max pressure (bar)	150
max delivery rate (l/h)	450
abs. power (W)	2100
weight (Kg)	10
packing dim. (cm)	38 x 30 h 57
pcs for pallet	24

Load Q.ty: 20'=452 40'=932 40' HQ=1052

Available also 110/120V - 60Hz version: 1500 psi - 1.55 GPM (USA) - 1400W



STANDARD EQUIPMENT



Stargate 160

- Three pistons, aluminium pump head with built-in by-pass valve
- Automatic Stop System
- Hose-reel
- Ergonomic handle
- Accessory storage facility
- Standard set of accessories
- Turbo lance
- Built-in detergent tank for direct suction

code	8.107.0039C
barcode	8013298211760
max pressure (bar)	160
max delivery rate (l/h)	510
abs. power (W)	2500
weight (Kg)	10
packing dim. (cm)	30 x 38 h 57
pcs for pallet	24

Load Q.ty: 20'=452 40'=932 40' HQ=1052

Available also 110/120V - 60Hz version: 1600 psi - 1.80 GPM (USA) - 1500W



STANDARD EQUIPMENT



On request available also version with hose-reel in pressure



Stargate 180

- Three pistons, aluminium pump head with built-in by-pass valve
- Built-in detergent tank for direct suction
- Hose-reel
- Automatic Stop System
- Ergonomic handle
- Accessory storage facility
- Standard set of accessories
- Turbo lance
- Rotary brush
- Fixed brush
- Patio cleaner

code	8.107.0041C
barcode	8013298211784
max pressure (bar)	180
max delivery rate (l/h)	510
abs. power (W)	2500
weight (Kg)	11,6
packing dim. (cm)	37 x 37 h 54
pcs for pallet	18

Load Q.ty: 20'=360 40'=744 40' HQ=874

Available also 110/120 - 60Hz version: 1800 psi - 1.90 GPM (USA) - 1600W



STANDARD EQUIPMENT



On request available also version with hose-reel in pressure


Epic 150

- Three pistons, aluminium pump head with built-in by-pass valve
- Automatic Stop System
- Hose-holder
- Ergonomic handle
- Accessory storage facility
- Standard set of accessories
- Turbo lance

code	on request
barcode	-
max pressure (bar)	150
max delivery rate (l/h)	450
abs. power (W)	2100
weight (Kg)	10
packing dim. (cm)	38 x 30 h 57
pcs for pallet	24

Load Q.ty: 20'=452 40'=932 40' HQ=1052

 Available also 110/120V - 60Hz version: 1500 psi
- 1.55 GPM (USA) - 1400W

 77
Cm 25
30

STANDARD EQUIPMENT

Epic 160

- Three pistons, aluminium pump head with built-in by-pass valve
- Built-in detergent tank for direct suction
- Automatic Stop System
- Hose-reel
- Ergonomic handle
- Accessory storage facility
- Standard set of accessories
- Turbo lance

code	on request
barcode	-
max pressure (bar)	160
max delivery rate (l/h)	510
abs. power (W)	2500
weight (Kg)	11
packing dim. (cm)	38 x 30 h 57
pcs for pallet	24

Load Q.ty: 20'=452 40'=932 40' HQ=1052

 Available also 110/120V - 60Hz version: 1600 psi
- 1.80 GPM (USA) - 1500W

 86
Cm 27
31

STANDARD EQUIPMENT

Epic 180

- Three pistons, aluminium pump head with built-in by-pass valve
- Hose-reel
- Automatic Stop System
- Ergonomic handle
- Accessory storage facility
- Standard set of accessories
- Turbo lance
- Patio cleaner

code	8.086.0219C
barcode	8013298215317
max pressure (bar)	180
max delivery rate (l/h)	510
abs. power (W)	2400
weight (Kg)	12
packing dim. (cm)	29,5 x 39,5 h 58
pcs for pallet	24

Load Q.ty: 20'=432 40'=912 40' HQ=1012

 Available also 110/120V - 60Hz version: 1600 psi
- 1.80 GPM (USA) - 1500W

 86
Cm 27
31

STANDARD EQUIPMENT




STM 140

- Three pistons, aluminium pump head with built-in by-pass valve
- Automatic Stop System
- Hose-holder
- Ergonomic handle
- Accessory storage facility
- Standard set of accessories
- Turbo lance
- Rotary brush

code	8.086.0001C
barcode	8013298168941
max pressure (bar)	140
max delivery rate (l/h)	450
abs. power (W)	1900
weight (Kg)	8,9
packing dim. (cm)	59,5 x 26,5 h 31
pcs for pallet	36

Load Q.ty: 20'=546 40'=1148 40' HQ=1312

Available also 110/120V - 60Hz version: 1500 psi - 1.55 GPM (USA) - 1400W



STANDARD EQUIPMENT



STM 150

- Three pistons, aluminium pump head with built-in by-pass valve
- Automatic Stop System
- Hose-holder
- Ergonomic handle
- Accessory storage facility
- Standard set of accessories
- Turbo lance
- Rotary brush
- Patio cleaner

code	8.086.0078C
barcode	8013298203451
max pressure (bar)	150
max delivery rate (l/h)	450
abs. power (W)	2100
weight (Kg)	10,1
packing dim. (cm)	29,5 x 39,5 h 58
pcs for pallet	24

Load Q.ty: 20'=432 40'=912 40' HQ=1012

Available also 110/120V - 60Hz version: 1600 psi - 1.80 GPM (USA) - 1500W



STANDARD EQUIPMENT



STM 160

- Three pistons, aluminium pump head with built-in by-pass valve
- Hose-reel
- Automatic Stop System
- Ergonomic handle
- Accessory storage facility
- Standard set of accessories
- Turbo lance
- Rotary brush
- Fixed brush
- Patio cleaner

code	8.086.0003C
barcode	8013298168965
max pressure (bar)	160
max delivery rate (l/h)	510
abs. power (W)	2500
weight (Kg)	12,4
packing dim. (cm)	37 x 37 h 54
pcs for pallet	18

Load Q.ty: 20'=360 40'=744 40' HQ=874

Available also 110/120 - 60Hz version: 1800 psi - 1.90 GPM (USA) - 1600W



STANDARD EQUIPMENT



Prime 155



- Three pistons, aluminium pump head with built-in by-pass valve
- Built-in detergent tank for direct suction
- Hose-reel
- Automatic Stop System
- Ergonomic handle
- Accessory storage facility
- Standard set of accessories
- Turbo lance
- Rotary brush
- Patio cleaner

90
Cm 38
35

code	8.097.0001C
barcode	8013298202430
max pressure (bar)	155
max delivery rate (l/h)	450
abs. power (W)	2100
weight (Kg)	15
packing dim. (cm)	40,5 x 40,5 h 70
pcs for pallet	18

Load Q.ty: 20'=210 40'=435 40' HQ=522

Available also 110/120V - 60Hz version: 1600 psi
max - 1.80 GPM (USA) max - 1500W

STANDARD EQUIPMENT



Prime 165



- Three pistons, aluminium pump head with built-in by-pass valve
- Built-in detergent tank for direct suction
- Hose-reel
- Automatic Stop System
- Ergonomic handle
- Accessory storage facility
- Standard set of accessories
- Turbo lance
- Rotary brush
- Patio cleaner
- Pipe cleaning hose 6 m.

90
Cm 38
35

code	8.097.0002C
barcode	8013298202447
max pressure (bar)	165
max delivery rate (l/h)	510
abs. power (W)	2500
weight (Kg)	15,6
packing dim. (cm)	40,5 x 40,5 h 70
pcs for pallet	18

Load Q.ty: 20'=210 40'=435 40' HQ=522

Available also 110/120V - 60Hz version: 1800 psi
max - 1.90 GPM (USA) max - 1600W

STANDARD EQUIPMENT



NEW



LVR5 140

- Low maintenance motor
- Three pistons, aluminium pump head with built-in by-pass valve
- Hose-holder
- Telescopic handle
- Automatic Stop System
- Built-in detergent tank for direct suction
- Accessory storage facility
- Turbo lance

code	8.114.0004C
barcode	8013298214075
max pressure (bar)	140
max delivery rate (l/h)	390
abs. power (W)	2000
weight (Kg)	14
packing dim. (cm)	38 x 30 h 57
pcs for pallet	24

Q.ty: 20'=308 40'=672 40' HQ=768

Floor loaded not available.

59/88
39
Cm → 36



**BRUSHLESS
INDUCTION
MOTOR POWERED**

STANDARD EQUIPMENT



NEW



LVR5 145

- Low maintenance motor
- Three pistons, aluminium pump head with built-in by-pass valve
- Hose-holder
- Telescopic handle
- Automatic Stop System
- Built-in detergent tank for direct suction
- Accessory storage facility
- Professional hose R1
- Professional metal lance (**M22**)
- Turbo lance (**M22**)

code	8.114.0005C
barcode	8013298214082
max pressure (bar)	145
max delivery rate (l/h)	450
abs. power (W)	2200
weight (Kg)	15,5
packing dim. (cm)	38 x 30 h 57
pcs for pallet	24

Q.ty: 20'=308 40'=672 40' HQ=768

Floor loaded not available.

59/88
39
Cm → 36



**BRUSHLESS
INDUCTION
MOTOR POWERED**

STANDARD EQUIPMENT



NEW



LVR5 Plus 150 Digit

- Low maintenance motor
- Three pistons, **brass pump head** with built-in by-pass valve
- Digital Control System
- Hose-reel in pressure
- Telescopic handle
- Automatic Stop System
- Built-in detergent tank for direct suction
- Professional metal lance (**M22**)
- Professional hose R1
- Turbo lance (**M22**)

code	8.114.0007C
barcode	8013298214419
max pressure (bar)	150
max delivery rate (l/h)	450
abs. power (W)	2300
weight (Kg)	18
packing dim. (cm)	37 x 37 h 67
pcs for pallet	18

Q.ty: 20'=198 40'=432 40' HQ=504

Floor loaded not available.

78/95
39
Cm → 36



**BRUSHLESS
INDUCTION
MOTOR POWERED**

STANDARD EQUIPMENT



Pascal 20

STANDARD EQUIPMENT



- Low maintenance motor
- Three pistons, aluminium pump head with built-in by-pass valve
- Automatic Stop System
- Hose-reel
- Ergonomic handle
- Built-in detergent tank for direct suction
- Accessory storage facility
- Standard set of accessories
- Turbo lance

code	8.102.0001C
barcode	8013298206766
max pressure (bar)	140
max delivery rate (l/h)	400
abs. power (W)	2100
weight (Kg)	15,5
packing dim. (cm)	37 x 37 h 56
pcs for pallet	18

Q.ty: 20'=330 40'=660 40' HQ=720

Floor loaded not available.



- Available also Pascal 20 with patio cleaner 8.102.0004C



BRUSHLESS
INDUCTION
MOTOR POWERED



Pascal 20 Plus

STANDARD EQUIPMENT



- Low maintenance motor
- Three pistons, aluminium pump head with built-in by-pass valve
- Automatic Stop System
- Hose-reel
- Ergonomic handle
- Accessory storage facility
- Standard set of accessories
- Turbo nozzle
- Set of 4 nozzles

code	8.102.0003C
barcode	8013298207374
max pressure (bar)	140
max delivery rate (l/h)	400
abs. power (W)	2100
weight (Kg)	16
packing dim. (cm)	37 x 37 h 56
pcs for pallet	18

Q.ty: 20'=330 40'=660 40' HQ=720

Floor loaded not available.



BRUSHLESS
INDUCTION
MOTOR POWERED



Pascal 23 Pro

STANDARD EQUIPMENT



- Low maintenance motor
- Three pistons, **brass pump head** with built-in by-pass valve
- Automatic Stop System
- Hose-reel in pressure
- Ergonomic handle
- Built-in detergent tank for direct suction
- Accessory storage facility
- Professional metal lance (**M22**)
- Professional hose R1
- Turbo lance (**M22**)

code	8.102.0033C
barcode	8013298215188
max pressure (bar)	150
max delivery rate (l/h)	450
abs. power (W)	2300
weight (Kg)	18
packing dim. (cm)	37 x 37 h 56
pcs for pallet	18

Q.ty: 20'=330 40'=660 40' HQ=720

Floor loaded not available.



BRUSHLESS
INDUCTION
MOTOR POWERED



With hose-reel in pressure



Ikon 140

- Low maintenance motor
- Three pistons, aluminium pump head with built-in by-pass valve
- Automatic Stop System
- Hose-holder
- Ergonomic handle
- Accessory storage facility
- Standard set of accessories
- Turbo lance

code	8.108.0001C
barcode	8013298205769
max pressure (bar)	140
max delivery rate (l/h)	360
abs. power (W)	2000
weight (Kg)	14,5
packing dim. (cm)	38 x 30 h 57
pcs for pallet	24

Q.ty: 20'=308 40'=672 40' HQ=768

Floor loaded not available.

STANDARD EQUIPMENT



BRUSHLESS
INDUCTION
MOTOR POWERED



Ikon 160 Plus

- Low maintenance motor
- Three pistons, aluminium pump head with built-in by-pass valve
- Built-in detergent tank for direct suction
- Automatic Stop System
- Hose-reel in pressure
- Ergonomic handle
- Accessory storage facility
- Turbo lance

code	8.108.0006C
barcode	8013298207893
max pressure (bar)	160
max delivery rate (l/h)	390
abs. power (W)	2200
weight (Kg)	15,5
packing dim. (cm)	38 x 30 h 57
pcs for pallet	24

Q.ty: 20'=308 40'=672 40' HQ=768

Floor loaded not available.

STANDARD EQUIPMENT



BRUSHLESS
INDUCTION
MOTOR POWERED



- Available also without hose reel in pressure 8.108.0002C

With hose-reel
in pressure

Ikon 200 EXTREME

- Low maintenance motor
- Three pistons, aluminium pump head with built-in by-pass valve
- Built-in detergent tank for direct suction
- Automatic Stop System
- Hose-reel in pressure
- Ergonomic handle
- Accessory storage facility
- Professional metal lance (M22)
- Professional hose R1
- Set 4 nozzles
- Turbo nozzle

code	8.108.0021C
barcode	8013298209446
max pressure (bar)	200
max delivery rate (l/h)	300
abs. power (W)	2300
weight (Kg)	18
packing dim. (cm)	38 x 30 h 57
pcs for pallet	24

Q.ty: 20'=308 40'=672 40' HC=768

Floor loaded not available.

STANDARD EQUIPMENT



BRUSHLESS
INDUCTION
MOTOR POWERED



With hose-reel
in pressure



Cruiser 140

- Low maintenance motor
- Three pistons, aluminium pump head with built-in by-pass valve
- Automatic Stop System
- Hose-holder
- Ergonomic handle
- Accessory storage facility
- Standard set of accessories
- Turbo lance

code	8.108.0046C
barcode	8013298211791
max pressure (bar)	140
max delivery rate (l/h)	360
abs. power (W)	2000
weight (Kg)	14,5
packing dim. (cm)	38 x 30 h 57
pcs for pallet	24

Q.ty: 20'=308 40'=672 40' HQ=768

Floor loaded not available.

STANDARD EQUIPMENT



BRUSHLESS
INDUCTION
MOTOR POWERED



Cruiser 140 PRO

- Low maintenance motor
- Three pistons, aluminium pump head with built-in by-pass valve
- Automatic Stop System
- Hose-holder
- Ergonomic handle
- Accessory storage facility
- Professional metal lance (M22)
- Professional hose R1
- Turbo lance (M22)

code	8.108.0070C
barcode	8013298213795
max pressure (bar)	140
max delivery rate (l/h)	450
abs. power (W)	2200
weight (Kg)	17
packing dim. (cm)	38 x 30 h 57
pcs for pallet	24

Q.ty: 20'=308 40'=672 40' HQ=768

Floor loaded not available.

STANDARD EQUIPMENT



BRUSHLESS
INDUCTION
MOTOR POWERED



Cruiser 150 PRO

- Low maintenance motor
- Three pistons, **brass pump head** with built-in by-pass valve
- Built-in detergent tank for direct suction
- Automatic Stop System
- Hose-reel in pressure
- Ergonomic handle
- Accessory storage facility
- Professional metal lance (M22)
- Patio cleaner
- Professional hose R1
- Turbo lance (M22)

code	On request
barcode	-
max pressure (bar)	150
max delivery rate (l/h)	450
abs. power (W)	2300
weight (Kg)	19
packing dim. (cm)	38 x 30 h 57
pcs for pallet	24

Q.ty: 20'=308 40'=672 40' HQ=768

Floor loaded not available.


STANDARD EQUIPMENT



With hose-reel in pressure



BRUSHLESS
INDUCTION
MOTOR POWERED





Cruiser 160 Plus

- Low maintenance motor
- Three pistons, aluminium pump head with built-in by-pass valve
- Built-in detergent tank for direct suction
- Automatic Stop System
- Hose-reel in pressure
- Ergonomic handle
- Accessory storage facility
- Turbo lance

code	8.108.0047C
barcode	8013298211807
max pressure (bar)	160
max delivery rate (l/h)	390
abs. power (W)	2200
weight (Kg)	15,5
packing dim. (cm)	38 x 30 h 57
pcs for pallet	24

Q.ty: 20'=308 40'=672 40' HQ=768

Floor loaded not available.

STANDARD EQUIPMENT



BRUSHLESS
INDUCTION
MOTOR POWERED



With hose-reel in pressure



Cruiser 160 Plus with patio cleaner

- Low maintenance motor
- Three pistons, aluminium pump head with built-in by-pass valve
- Built-in detergent tank for direct suction
- Automatic Stop System
- Hose-reel in pressure
- Ergonomic handle
- Accessory storage facility
- Turbo lance
- Patio cleaner

code	8.108.0054C
barcode	8013298212026
max pressure (bar)	160
max delivery rate (l/h)	390
abs. power (W)	2200
weight (Kg)	15,5
packing dim. (cm)	37 x 37 h 54
pcs for pallet	18

Q.ty: 20'=198 40'=432 40' HQ=576

Floor loaded not available.

STANDARD EQUIPMENT



BRUSHLESS
INDUCTION
MOTOR POWERED



With hose-reel in pressure



Cruiser 200 EXTREME

- Low maintenance motor
- Three pistons, aluminium pump head with built-in by-pass valve
- Built-in detergent tank for direct suction
- Automatic Stop System
- Hose-reel in pressure
- Ergonomic handle
- Accessory storage facility
- Professional metal lance (M22)
- Professional hose R1
- Set 4 nozzles
- Turbo nozzle

code	8.108.0048C
barcode	8013298211838
max pressure (bar)	200
max delivery rate (l/h)	300
abs. power (W)	2300
weight (Kg)	18
packing dim. (cm)	38 x 30 h 57
pcs for pallet	24

Q.ty: 20'=308 40'=672 40' HC=768

Floor loaded not available.

STANDARD EQUIPMENT



BRUSHLESS
INDUCTION
MOTOR POWERED



With hose-reel in pressure

Rhino 140



- Low maintenance motor
- Three pistons, aluminium pump head with built-in by-pass valve
- Automatic Stop System
- Hose-holder
- External detergent suction probe
- Accessory storage facility
- Standard set of accessories
- Turbo lance

code	8.104.0005C
barcode	8013298205219
max pressure (bar)	140
max delivery rate (l/h)	390
abs. power (W)	2200
weight (Kg)	18,30
packing dim. (cm)	60 x 37 h 47,5
pcs for pallet	24

Q.ty: 20'=176 40'=384 40' HC=480

Floor loaded not available.

Available also 110 /120V - 60Hz version: 1700 psi
- 1.5 GPM (USA) - 1500W

BRUSHLESS
INDUCTION
MOTOR POWERED



STANDARD EQUIPMENT



Rhino 150



- Low maintenance motor
- Three pistons, aluminium pump head with built-in by-pass valve
- Automatic Stop System
- External detergent suction probe
- Hose-reel
- Ergonomic handle
- Accessory storage facility
- Turbo lance

code	8.104.0004C
barcode	8013298205059
max pressure (bar)	150
max delivery rate (l/h)	390
abs. power (W)	2200
weight (Kg)	19,40
packing dim. (cm)	60 x 37 h 47,5
pcs for pallet	24

Q.ty: 20'=176 40'=384 40' HC=480

Floor loaded not available.

Available also 110/120V - 60Hz version: 1800 psi
- 1.6 GPM (USA) - 1600W

BRUSHLESS
INDUCTION
MOTOR POWERED



STANDARD EQUIPMENT



Vertigo 22



- Low maintenance motor
- Three pistons, aluminium pump head with built-in by-pass valve
- Built-in detergent tank for direct suction
- Automatic Stop System
- Hose-holder
- Accessory storage facility
- Standard set of accessories
- Turbo lance
- Fixed brush

code	8.047.0001C
barcode	8013298201198
max pressure (bar)	150
max delivery rate (l/h)	400
abs. power (W)	2200
weight (Kg)	17
packing dim. (cm)	40,5 x 40,5 h 60
pcs for pallet	18

Q.ty: 20'=198 40'=432 40' HC=576

Floor loaded not available.

BRUSHLESS
INDUCTION
MOTOR POWERED



STANDARD EQUIPMENT





Vertigo 26

- Low maintenance motor
- Three pistons, aluminium pump head with built-in by-pass valve
- Automatic Stop System
- Built-in detergent tank for direct suction
- Hose-holder
- Accessory storage facility
- Standard set of accessories



code	8.047.0071C
barcode	8013298211852
max pressure (bar)	170
max delivery rate (l/h)	530
abs. power (W)	2600
weight (Kg)	23
packing dim. (cm)	40,5 x 40,5 h 60
pcs for pallet	18

Q.ty: 20'=198 40'=432 40' HC=576

Floor loaded not available.

STANDARD EQUIPMENT



**BRUSHLESS
INDUCTION
MOTOR POWERED**



Vertigo 28

- Low maintenance motor
- Three pistons, **brass pump head** with built-in by-pass valve
- Built-in detergent tank for direct suction
- Automatic Stop System
- Hose-reel in pressure
- Accessory storage facility
- Turbo lance
- Fixed brush
- Rotary brush
- Set of 4 nozzles



code	8.047.0003C
barcode	8013298201211
max pressure (bar)	180
max delivery rate (l/h)	510
abs. power (W)	2800
weight (Kg)	23,5
packing dim. (cm)	40,5 x 40,5 h 60
pcs for pallet	18

Q.ty: 20'=198 40'=432 40' HC=576

Floor loaded not available.

STANDARD EQUIPMENT



**BRUSHLESS
INDUCTION
MOTOR POWERED**



Vertigo 28 PRO

- Low maintenance motor
- Three pistons, **brass pump head** with built-in by-pass valve
- Automatic Stop System
- Built-in detergent tank for direct suction
- Professional hose R1
- Hose-reel in pressure
- Accessory storage facility
- Professional metal lance (**M22**)
- Turbo lance (**M22**)



code	8.047.0068C
barcode	8013298211531
max pressure (bar)	180
max delivery rate (l/h)	510
abs. power (W)	2800
weight (Kg)	25
packing dim. (cm)	40,5 x 40,5 h 60
pcs for pallet	18

Q.ty: 20'=198 40'=432 40' HC=576

Floor loaded not available.

STANDARD EQUIPMENT



**BRUSHLESS
INDUCTION
MOTOR POWERED**



Portable Pressure Washers



Small, compact, lightweight yet reliable: this mini range of pressure washers can be easily carried around mostly thanks to its ergonomic handle. Both models have powerful brushless induction motors ensuring deep cleaning wherever necessary. The compact dimensions allow easy storage in the after-use phase.

Hero 105

STANDARD EQUIPMENT

- Low maintenance motor
- Three pistons, aluminium pump head with built-in by-pass valve
- Automatic Stop System
- Standard set of accessories
- Ergonomic handle

code	8.111.0001C
barcode	8013298208654
max pressure (bar)	105
max delivery rate (l/h)	300
abs. power (W)	850
weight (Kg)	6
packing dim. (cm)	40 x25,5 h 31
pcs for pallet	60



Load Q.ty: 20'=660 40'=1440 40' HC=1656
Floor loaded not available.



**BRUSHLESS
INDUCTION
MOTOR POWERED**



Split 120

STANDARD EQUIPMENT

- Low maintenance motor
- Three pistons, aluminium pump head with built-in by-pass valve
- Automatic Stop System
- Ergonomic handle
- Standard set of accessories
- External detergent suction probe

code	8.104.0001C
barcode	8013298204441
max pressure (bar)	120
max delivery rate (l/h)	360
abs. power (W)	1800
weight (Kg)	12
packing dim. (cm)	40 x 24 h 33
pcs for pallet	60



Load Q.ty: 20'=594 40'=1296 40' HC=1512
Floor loaded not available.

Available also 110/120V - 60Hz version: 1800 psi
- 1.6 GPM (USA) - 1600W



**BRUSHLESS
INDUCTION
MOTOR POWERED**



High pressure cleaners with combustion engine



Cleaning freedom: wash whatever you want, whenever you need without electricity. With Independent, Marshall and Lander series it is possible. Thanks to their powerful combustion engines, these machines do not require any electrical power supply. Their sturdy frames and large wheels make their transport easy even on challenging surfaces. This range is recommended for washing vehicles, external areas, boats, patios etc.

Lander 2800



- Unleaded gasoline engine
- Easy start system
- Built-in detergent tank for direct suction
- Three pistons, aluminium pump head
- Accessory holder
- Hose-holder
- Professional hose R1
- Ergonomic handle
- Standard set of accessories (M22)
- Set 3 nozzles

94
55
Cm
50

code	8.601.0201C
barcode	8013298208715
max pressure (bar)	200
max delivery rate (l/h)	690
RPM	3600 - 4 stroke
motor power (hp)	6,5
weight (Kg)	30,5
packing dim. (cm)	55 x 53 h 59
pcs for pallet	12

Q.ty: 20'=120 40'=240 40' HC=320

Floor loaded not available.

STANDARD EQUIPMENT



Lander 3000



- Unleaded gasoline engine
- Three pistons, **brass pump head**
- Accessory holder
- Built-in detergent tank for direct suction
- Hose-holder
- Ergonomic handle
- Standard set of accessories (M22)
- Professional hose R1
 - 3 mt garden hose
- Set 3 nozzles

94
55
Cm
50

code	8.601.0202C
barcode	8013298208739
max pressure (bar)	210
max delivery rate (l/h)	690
RPM	3600 - 4 stroke
motor power (hp)	6,5
weight (Kg)	32
packing dim. (cm)	55 x 53 h 59
pcs for pallet	12

Q.ty: 20'=120 40'=240 40' HC=320

Floor loaded not available.

STANDARD EQUIPMENT



Independent 2700

STANDARD EQUIPMENT



- Unleaded gasoline engine
- Easy start system
- Three pistons, aluminium pump head
- Accessory holder
- Professional hose R1
- Hose-holder
- Ergonomic handle
- Standard set of accessories (M22)
- Set 5 nozzles

code	8.601.0189C
barcode	8013298205455
max pressure (bar)	200
max delivery rate (l/h)	600
RPM	3600 - 4 stroke
motor power (hp)	6,5
weight (Kg)	29
packing dim. (cm)	47 x 57 h 57
pcs for pallet	16



Q.ty: 20'=144 40'=288 40' HC=384
Floor loaded not available.



Independent 2800

STANDARD EQUIPMENT



- Unleaded gasoline engine
- Three pistons, **brass pump head**
- Accessory holder
- Hose-holder
- Professional hose R1
- Ergonomic handle
- Standard set of accessories (M22)
- Professional hose R1
- 3 mt garden hose
- Set 5 nozzles

code	8.601.0148C
barcode	8013298169528
max pressure (bar)	200
max delivery rate (l/h)	690
RPM	3600 - 4 stroke
motor power (hp)	6,5
weight (Kg)	30
packing dim. (cm)	47 x 57 h 57
pcs for pallet	16



Q.ty: 20'=144 40'=288 40' HC=384

Floor loaded not available.



Independent 3000

STANDARD EQUIPMENT



- Unleaded gasoline engine
- Three pistons, **brass pump head**
- Accessory holder
- Hose-holder
- Professional hose R1
- Ergonomic handle
- Standard set of accessories (M22)
- Professional hose R1
- 3 mt garden hose
- Set 5 nozzles

code	8.601.0195C
barcode	8013298207244
max pressure (bar)	220
max delivery rate (l/h)	630
RPM	3600 - 4 stroke
motor power (hp)	6,5
weight (Kg)	29,5
packing dim. (cm)	47 x 57 h 57
pcs for pallet	16



Q.ty: 20'=144 40'=288 40' HC=384

Floor loaded not available.




High pressure cleaners accessories

For all cold water high pressure cleaners, except Pascal 23 PRO, LVR 145, LVR 150, Ikon 200 extreme, Cruiser 200 extreme, Cruiser140 PRO, Cruiser150 PRO, Vertigo 28 PRO, Independent 2700/2800/3000, Lander 2800/3000

	Code	Description
	On request	Adjustable pressure lance
	On request	High pressure curved lance - jet angle 30°
	6.002.0384	High pressure curved nozzle head - jet angle 180°
	5.012.0319	Suction hose with check valve
	6.003.0037	Mt 6 Pipe cleaning hose with quick connection
	6.003.0048	Mt 10 Pipe cleaning hose with quick connection
	On request	Brush for car rims washing
	On request	Fixed brush
	On request	Fixed soft brush
	On request	Fixed brush
	On request	T-Fixed brush
	On request	Rotary brush
	On request	Articulated rotary brush
	6.002.0669	Foam system with double regulation: jet size and detergent quantity
	6.602.0069	Foam system pro line quick connection
	6.602.0070	Foam system pro line M22 connection



Patio cleaner boxed Ø 25 with 4 adapter


Patio cleaner with full colour box **cod. 6.008.0273C** For all cold water high pressure cleaners, except Ikon 200 extreme, Cruiser 200 extreme, Marshall 2300, Independent 2300/2700/2800, Lander 2800/3000

Patio cleaner boxed Ø 28


Patio cleaner with full colour box **cod. 6.008.0249C** For all cold water high pressure cleaners, except Ikon 200 extreme, Cruiser 200 extreme, Marshall 2300, Independent 2300/2700/2800, Lander 2800/3000

NEW**Dozzy 20XS**

- Silenced motor.
- Double electrical insulation.
- Suction system with by-pass cooling.
- Accessory storage facility.
- S.S. tank.
- Filter shaker
- Blowing function
- 4 pivoting wheels.
- Flex hose 1,5 m with valve.
- Washable filter.
- Power cable 5 m.

code	8.266.0001C
barcode	8013298068036
Power W	1000 (max 1200)
Column depress. mbar/kPa	180/18
Tank capacity l.	20
Suction air l/s	40
weight (Kg)	7
packing dim. (cm)	38,5 x 38,5 h 47
pcs for pallet	24

Load Q.ty: 20'=264 40'=600 40' HC=792

**STANDARD EQUIPMENT****NEW****Dozzy 30XS**

- Silenced motor.
- Double electrical insulation.
- Suction system with by-pass cooling.
- Accessory storage facility.
- S.S. tank.
- Filter shaker
- Blowing function
- 2 pivoting wheels.
- Flex hose 2 m with valve.
- Washable filter.
- Power cable 5 m.

code	8.266.0003C
barcode	8013298068234
Power W	1000 (max 1200)
Column depress. mbar/kPa	180/18
Tank capacity l.	30
Suction air l/s	40
weight (Kg)	8
packing dim. (cm)	38,5 x 38,5 h 65
pcs for pallet	18

Load Q.ty: 20'=198 40'=450 40' HC=594

**STANDARD EQUIPMENT****NEW****Dozzy 30XES**

- Silenced motor.
- Double electrical insulation.
- Suction system with by-pass cooling.
- Accessory storage facility.
- S.S. tank.
- Filter shaker
- Blowing function
- 2 pivoting wheels.
- Flex hose 2 m with valve.
- Washable filter.
- Power cable 5 m.
- Power tools socket.

code	8.266.0002C
barcode	8013298068043
Power W	1000 (max 1200)
Column depress. mbar/kPa	180/18
Tank capacity l.	30
Suction air l/s	40
weight (Kg)	8,5
packing dim. (cm)	38,5 x 38,5 h 65
pcs for pallet	18

Load Q.ty: 20'=198 40'=450 40' HC=594

**STANDARD EQUIPMENT**

DVC 12 PT

- Silenced motor.
- Double electrical insulation.
- Suction system with by-pass cooling.
- Accessory storage facility.
- Plastic tank.
- 4 pivoting wheels.
- Flex hose 1.5 m with valve.
- Cloth filter.
- Power cable 4 m.

code	8.251.0003C
barcode	8013298066698
Power W	1000 (max 1200)
Column depress. mbar/kPa	170/17
Tank capacity l.	12
Suction air l/s	40
weight (Kg)	4,5
packing dim. (cm)	36 x 36 h 34
pcs for pallet	54

STANDARD EQUIPMENT



Load Q.ty: 20'=576 40'=1188 40' HC=1386



DVC 20 XT

- Silenced motor.
- Double electrical insulation.
- Suction system with by-pass cooling.
- Accessory storage facility.
- Stainless steel tank.
- Power cable holder.
- 4 pivoting wheels.
- Flex hose 1.5 m with valve.
- Washable filter.
- Power cable 4 m.
- Electrostatic shock inhibitor

code	8.251.0001C
barcode	8013298066605
Power W	1000 (max 1200)
Column depress. mbar/kPa	180/18
Tank capacity l.	20
Suction air l/s	40
weight (Kg)	5,1
packing dim. (cm)	38,5 x 38,5 h 34
pcs for pallet	30

STANDARD EQUIPMENT



Load Q.ty: 20'=540 40'=1080 40' HC=1260



Available also **DVC 30 XT**, 30 l. tank capacity, on request

LVC 20 XS

- Silenced motor.
- Double electrical insulation.
- Suction system with by-pass cooling.
- **Filter cleaning system**
- Accessory storage facility.
- Stainless steel tank.
- Power cable holder.
- 4 wheels.
- Flex hose 2.5 m with valve.
- Washable filter.
- Power cable 4,5 m.

code	0.063.0001C
barcode	8013298040827
Power W	1200 (max 1400)
Column depress. mbar/kPa	180/18
Tank capacity l.	20
Suction air l/s	45
weight (Kg)	7,7
packing dim. (cm)	43,5 x 37 h 59
pcs for pallet	24

STANDARD EQUIPMENT



Load Q.ty: 20'=279 40'=606 40' HC=648



Available also **LVC 30 XS**, 30 l. tank capacity, code 0.063.0002C
Available also models with power tools socket:
LVC 20 XES code on request | **LVC 30 XES** code on request



Being Manufacturers: from experience to knowledge



In the high-pressure cleaners market companies are divided in those who buy components to assemble products and manufacturers, who have a continuous R&D on all product components.

Lavor manufactures all high-pressure cleaners components entirely and this allows: to spread product knowledge, culture and experience inside the company; to check the entire manufacturing cycle; to adopt possible improvements immediately; better sensitivity to market request adjusting product range design in real time.

Maine 1409 XP

- Three steel pistons, **brass axial pump head** with built-in by-pass valve.
- Suction and delivery S. S. valves.
- Integrated detergent suction with external suction probe.
- Power cable holder.
- High pressure hose holder (8m).
- Accessory holder.
- Ergonomic handle.

code	8.673.0001C
operating pressure bar	140 (max 180)
max delivery rate l/h	540
abs. power W/Voltage	2800 - 230V~50Hz
RPM	2800
weight	23 Kg
packing dim.	39 x 39 h 71 cm
pcs for pallet	12

Q.ty: 20'=198 40'=432 40' HC=432

Floor loaded not available.

STANDARD EQUIPMENT




6.001.0107



8 m

4.618.0220



6.002.0386C



Bolt 1510 LP

- 4 poles electrical motor (1450 RPM) with thermal protection
- Three ceramic coated pistons, **brass linear pump head** with built-in by-pass valve
- Suction and delivery S/S valves
- Total stop
- Safety valve for overpressure
- Integrated detergent suction with external suction probe
- Power cable (5 m)
- Pressure regulator
- Glycerine pressure gauge

code	8.668.0027C
operating pressure bar	30÷150
max delivery rate l/h	540
abs. power W/Voltage	2800 - 230V~50Hz
RPM	1450
weight	36 Kg
packing dim.	60 x 40 h 54 cm
pcs for pallet	12

Q.ty: 20'=108 40'=228 40' HC=304

Floor loaded not available.

STANDARD EQUIPMENT




6.001.0107



10 m

4.618.0188



6.602.0062



Available also: Bolt 1211 LP (8.668.0005C): 230V-50Hz - 120 bar (max 150) - 660 l/h - 2800W - 1450 RPM
Bolt 1509 LP (8.668.0006C): 230V-50Hz - 150 bar - 540 l/h - 2800W - 1450 RPM



T.S. Total Stop

Aral-R 1211 LP

STANDARD EQUIPMENT

- 4 poles electrical motor (1450 RPM) with thermal protection
- Three ceramic coated pistons, **brass linear pump head** with built-in by-pass valve
- Suction and delivery S/S valves
- Safety valve for overpressure
- Integrated detergent suction with external suction probe
 - Power cable (5 m)
 - Pressure regulator
 - Glycerine pressure gauge

code	8.660.0601C
operating pressure bar	30±125
max delivery rate l/h	660
abs. power W/Voltage	3000 - 230V-50Hz
RPM	1450
weight	45 Kg
packing dim.	56 x 67 h 61 cm
pcs for pallet	6

Q.ty: 20'=144 40'=288 40' HC=288

Floor loaded not available.



Available also 60Hz versions:

 Aral-R 1211 on request: 220V-60Hz 1 ph. - 435±1740 psi - 2.91 GPM - 3000W - 1700 RPM
 Aral-R 1213 on request: 220V-60Hz 3 ph. - 435±1740 psi - 3.44 GPM - 6800W - 1700 RPM


Aral-R 2015 LP

STANDARD EQUIPMENT

- 4 poles electrical motor (1450 RPM) with thermal protection
- Three ceramic coated pistons, **brass linear pump head** with built-in by-pass valve
- Suction and delivery S/S valves
- Safety valve for overpressure
- Integrated detergent suction with external suction probe
 - Power cable (5 m)
 - Pressure regulator
 - Glycerine pressure gauge

code	8.660.0603C
operating pressure bar	30±200
max delivery rate l/h	900
abs. power W/Voltage	7000 - 400V-50Hz
RPM	1450
weight	60 Kg
packing dim.	56 x 67 h 61 cm
pcs for pallet	6

Q.ty: 20'=144 40'=288 40' HC=288

Floor loaded not available.


 Available also Aral-R 1515 (8.660.0602C): 400V-50Hz - 150 bar - 900 l/h - 5000W - 1450 RPM
 Available also Aral-R 2517 (8.660.0624C): 400V-50Hz - 250 bar - 1020 l/h - 9400W - 1450 RPM

Available also 60Hz versions:

Aral-R 2013 on request: 400V-60Hz 3 ph. - 435±1740 psi - 3.44 GPM - 6800W - 1700 RPM



Thermic 6,5

STANDARD EQUIPMENT

- Unleaded gasoline engine
- Three S/S pistons, **brass linear pump head** with built-in by-pass valve
- By-pass thermal protection with safety valve
- Integrated detergent suction with external suction probe
- Pressure regulator
- Glycerine pressure gauge
- Accessory holder
- Hose-holder
- Ergonomic handle

code	8.601.0175C
operating pressure bar	30±180 (max 210)
max delivery rate l/h	690
motor power hp	6,5
RPM	3600
weight (Kg)	38,5
packing dim. (cm)	47 x 57 h 57
pcs for pallet	16

Q.ty: 20'=144 40'=288 40' HC=384

Floor loaded not available.



Thermic 9L

STANDARD EQUIPMENT



T.V. Thermal Valve

- Unleaded gasoline engine
- Three ceramic pistons, **brass linear pump head** with built-in by-pass valve
- By-pass thermal protection with safety valve
- Integrated detergent suction with external suction probe
- Pressure regulator
- Glycerine pressure gauge
- Accessory holder
- Hose-holder
- Ergonomic handle

68 97
Cm 53

code	8.601.0188C
operating pressure bar	220 (max 250)
max delivery rate l/h	900
motor power hp	9
RPM	3400
weight	56 Kg
packing dim.	50 x 59 h 60 cm
pcs for pallet	12

Q.ty: 20'=108 40'=240 40' HC=320
Floor loaded not available.



Torrens 1211 LP (Hot water H.P. cleaner)

STANDARD EQUIPMENT



T.V. Thermal Valve

- 4 poles electrical motor (1450 RPM) with thermal protection with built-in by-pass valve
- Suction and delivery S/S valve
- Total stop
- Power cable (m 5)
- Auxiliary motor for burner air-cooling and two ways fuel pump
 - Temperature regulation gauge
 - Glycerine pressure gauge
 - Vertical burner with high thermal efficiency steel coil

83 105
Cm 69

code	8.627.0001C
operating pressure bar	30÷110
max delivery rate l/h	660
abs. power W/Voltage	3000 - 230V~50Hz
RPM	1450
weight	140 Kg
packing dim.	130 x 77 h 111 cm
pcs for pallet	1

Q.ty: 20'=24 40'=54 40' HC=54

Floor loaded not available.



Available also 60Hz versions:
Torrens 1211 (8.627.0005C): 220V-60Hz 1 ph. - 435÷1595 psi - 2.91 GPM - 3200W - 1700 RPM
Torrens 2013 (8.627.0004C): 220V-60Hz 3 ph. - 435÷1740 psi - 3.44 GPM - 7000W - 1700 RPM



Torrens 2015 LP (Hot water H.P. cleaner)

STANDARD EQUIPMENT



T.V. Thermal Valve

- 4 poles electrical motor (1450 RPM) with thermal protection with built-in by-pass valve
- Suction and delivery S/S valve
- Total stop
- Power cable (m 5)
- Auxiliary motor for burner air-cooling and two ways fuel pump
 - Temperature regulation gauge
 - Glycerine pressure gauge
 - Vertical burner with high thermal efficiency steel coil

83 105
Cm 69

code	8.627.0003C
operating pressure bar	30÷200 (max 210)
max delivery rate l/h	900
abs. power W/Voltage	7300 - 400V~50Hz
RPM	1450
weight	144,5 Kg
packing dim.	130 x 77 h 111 cm
pcs for pallet	1

Q.ty: 20'=24 40'=54 40' HC=54

Floor loaded not available.



Available also Torrens 1515 (8.627.0002C): 400V-50Hz - 150 bar - 900 l/h - 5500W - 1450 RPM
Available also 60Hz versions:
Torrens 2013 (8.627.0006C): 400V-60Hz 3 ph. - 435÷1740 psi - 3.44 GPM - 7000W - 1700 RPM



Wet & Dry professional vacuum cleaners



The Professional range of Lavor vacuum cleaners provides the solution for every kind of heavy duty daily use. Designed to be user friendly, they are equipped with ergonomic handle, big wheels and stable trolley offering the final answer to the needs of cleaning contractors, industries, workshops, car washing station etc. This feature avoids shocks to the end user, making usage easier.

The filter area can be reached easily and the wide float seat grants stability on the floor during filter cleaning session.

Dozer 260 IR

STANDARD EQUIPMENT



- 2 silenced two stage motor.
- Suction system with by-pass cooling.
- S/S tank.
- Professional closing hooks.
- Static electric shock inhibitor.
- Flex hose 2,5 m Ø 40
- Drain hose system.
- Metal extension pipe
- Shock proof trolley.
- Liquid float valve.
- Cloth filter.
- 5 m power cable.
- Tilting tank



code	8.260.0002C
barcode	8013298067251
Power W	2000 (max 2400)
Column depress. mbar/kPa	210/21
Tank capacity l.	60
Suction air l/s	90
weight (Kg)	26
packing dim. (cm)	64 x 70 h 85
pcs for pallet	N.A

Load Q.ty: 20'=70 40'=145 40' HC=160



Dozer 260 IRE

STANDARD EQUIPMENT


NEW


- 2 silenced two stage motor.
- Suction system with by-pass cooling.
- S/S tank.
- Professional closing hooks.
- Static electric shock inhibitor.
- Flex hose 2,5 m Ø 40
- Drain hose system.
- Metal extension pipe
- Power tools socket
- Shock proof trolley.
- Liquid float valve.
- Cloth filter.
- 5 m power cable.
- Tilting tank



code	8.260.0009C
barcode	8013298068203
Power W	2000 (max 2400)
Column depress. mbar/kPa	210/21
Tank capacity l.	60
Suction air l/s	90
weight (Kg)	26
packing dim. (cm)	64 x 70 h 85
pcs for pallet	N.A

Load Q.ty: 20'=70 40'=145 40' HC=160



Dozer 360 IR



- 3 silenced two stage motor.
- Suction system with by-pass cooling.
- S/S tank.
- Professional closing hooks.
- Static electric shock inhibitor.
- Flex hose 2,5 m Ø 40
- Drain hose system.
- Metal extension pipe
- Shock proof trolley.
- Liquid float valve.
- Cloth filter.
- 5 m power cable.
- Tilting tank

96
Cm 65
60

code	8.261.0002C
barcode	8013298067237
Power W	3000 (max 3600)
Column depress. mbar/kPa	210/21
Tank capacity l.	60
Suction air l/s	132
weight (Kg)	28
packing dim. (cm)	64 x 70 h 85
pcs for pallet	N.A

Load Q.ty: 20'=70 40'=145 40' HC=160

STANDARD EQUIPMENT



Dozer 280 IR



- 2 silenced two stage motor.
- Suction system with by-pass cooling.
- S/S tank.
- Professional closing hooks.
- Static electric shock inhibitor.
- Flex hose 2,5 m Ø 40
- Drain hose system.
- Metal extension pipe
- Shock proof trolley.
- Liquid float valve.
- Cloth filter.
- 5 m power cable.
- Tilting tank

96
Cm 65
60

code	8.260.0001C
barcode	8013298067244
Power W	2000 (max 2400)
Column depress. mbar/kPa	210/21
Tank capacity l.	80
Suction air l/s	90
weight (Kg)	27,5
packing dim. (cm)	64 x 70 h 100
pcs for pallet	N.A

Load Q.ty: 20'=54 40'=108 40' HC=140

On request available also version with Power tool socket - Dozer 280 IRE code 8.260.0009C

STANDARD EQUIPMENT



Dozer 380 IR



- 3 silenced two stage motor.
- Suction system with by-pass cooling.
- S/S tank.
- Professional closing hooks.
- Static electric shock inhibitor.
- Flex hose 2,5 m Ø 40
- Drain hose system.
- Metal extension pipe
- Shock proof trolley.
- Liquid float valve.
- Cloth filter.
- 5 m power cable.
- Tilting tank

96
Cm 65
60

code	8.261.0001C
barcode	8013298067220
Power W	3000 (max 3600)
Column depress. mbar/kPa	210/21
Tank capacity l.	80
Suction air l/s	132
weight (Kg)	29,5
packing dim. (cm)	64 x 70 h 100
pcs for pallet	N.A

Load Q.ty: 20'=54 40'=108 40' HC=140

STANDARD EQUIPMENT



Professional floor-scrubber driers and sweepers



The Lavor product range has been further increased with the addition of new product families; being able to offer a wide and complete selection of products is essential to provide a 360° solutions series in the cleaning sector. Scrubber driers and sweepers complete the already wide Lavor range: they are indispensable tools for keeping the outdoor and indoor spaces of commercial activities tidy and clean.

FIT 35B Li



NEW

- Compact design for easy operation
- Cordless design with Lithium-ion battery
- Height adjustment handle
- Foldable design for easy storage
- High speed rolling brush
- Detachable water tanks
- LED lights at front and switches
- Easy maintenance for scrubblers and brush
- Suitable for many commercial and household occasions
- Li-ion battery and battery charger included

116
44,7
Cm → 42

code	0.071.0001
barcode	8013298122769
scrubbing/squeegee width	350/422 mm
max working capacity	1.500 m ² /h
solution tank capacity	1,9 l
recovery tank capacity	1,50 l
traction	mechanical
RPM	350
brush motor power	32 W
suction/vacuum motor	500 mm H ² O/70W
dimension (cm)/weight	44,7 x 42,2 h 115,9/11,3 Kg

STANDARD EQUIPMENT



BSW 950M



NEW

- Ideal for small and medium surfaces
- Easy handling
- Wide collector tank with Filtering system
 - Rear collector tank with filter
 - Side brush lifting
 - Main brush pressure regulation
 - Separate side brush
 - Adjustable working load on the brush
- Tilting handle
- 360° front wheel
- Shock proof frame
- Hourly efficiency (max) 3500 m²/h.
- Working area (2 side brush) 480 (950) mm.

128
97
Cm → 93

code	0.067.0001
barcode	8013298150595
main brush width	480 mm
main brush + 2 side brushes	950 mm
collector tank	45 lt
max working capacity	3500 m ² /h
traction	manual
brushes transmission	elastic belt
pressure on the brushes	adjustable
side brush	lifting arm system
dust-laying system	direct
filtering system	plated fiber
dimension (cm)/weight	97 x 93 h 128/25 kg

STANDARD EQUIPMENT



Serie CL4

Electric motor high-pressure pumps



Model	Right shaft ver.	Left shaft ver.	RPM		Max. pressure			Flow rate				Requested power				Weight	
	Code	Code			bar	psi	MPa	l/m		GPM		HP		kW		kg	lbs
CL 44-15 9-200	5.702.0018	5.702.0019	1450	1750	200	2900	20	9	11	2.4	2.9	4,9	6	3,6	4,4	6,6	14,5
CL 44-15 11-200	5.702.0020	5.702.0021	1450	1750	200	2900	20	11	13	2.9	3.5	6	6,5	4,4	4,8	6,6	14,5
CL 44-18 15-200	5.703.0006	5.703.0007	1450	1750	250	3600	25	15	18	4	4.7	7,5	9,2	5,5	6,9	7	15,4

TPAH3

Gasoline motor-pumps units



Model	Code	RPM	Max. pressure			Flow rate		Requested power		Weight	
			bar	psi	MPa	l/m	GPM	HP	kW	kg	lbs
TPAH3 30-24	On request	3400	180	2700	18	9	2,4	6,5	4,8	2	4,40

TPBH3

Gasoline motor-pumps units



Model	Code	RPM	Max. pressure			Flow rate		Requested power		Weight	
			bar	psi	MPa	l/m	GPM	HP	kW	kg	lbs
TPBH3 30-24	On request	3400	200	2900	20	9	2,4	6,5	4,8	2,40	5,29

TPAV

Gasoline motor-pumps units



Model	Code	RPM	Max. pressure			Flow rate		Requested power		Weight	
			bar	psi	MPa	l/m	GPM	HP	kW	kg	lbs
TPAV 22-20	On request	3400	150	2200	15	7,7	2	5,5	4	2,15	4,74

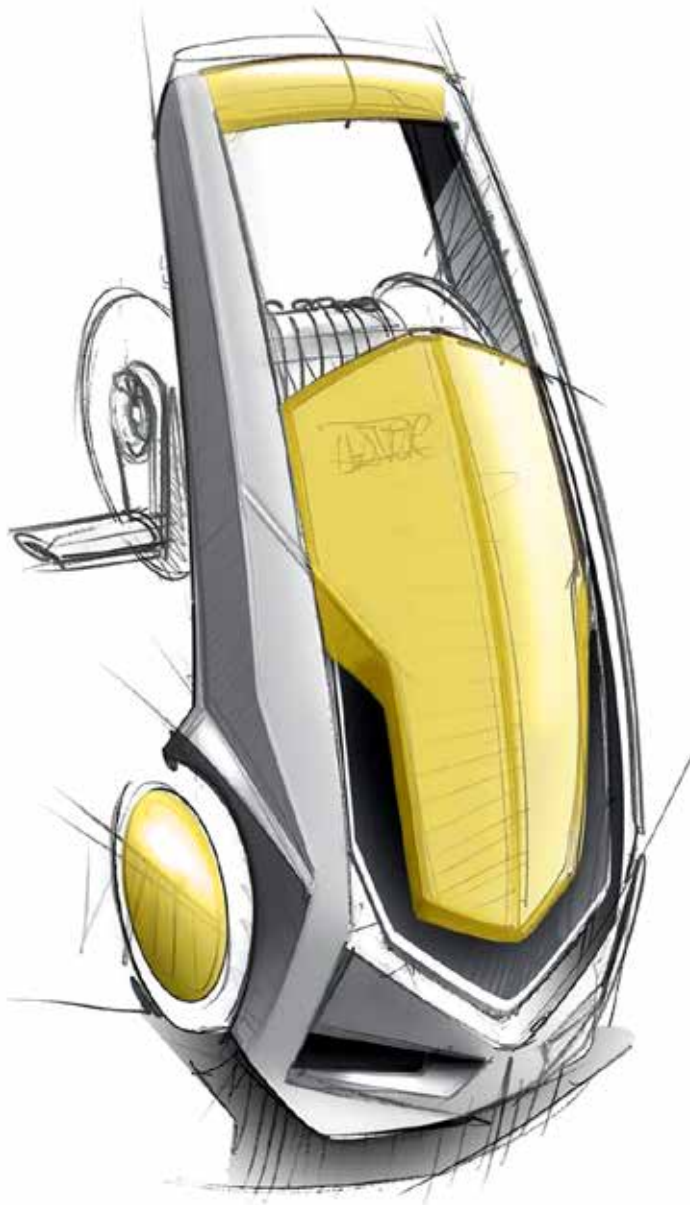
TPBH4

Gasoline motor-pumps units and electric motor high pressure pumps



Ø Shaft	Model	Right shaft ver. Code	Left shaft ver. Code	RPM	Max. pressure			Flow rate		Requested power		Weight	
					bar	psi	MPa	l/m	GPM	HP	kW	kg	lbs
25	TPBH4 30-29	On request	On request	3400	200	2900	20	11	2,9	7,5	5,5	7	15,4
25	TPBH4 30-35	On request	On request	3400	200	2900	20	13	3,5	9	6,6	7	15,4
28	TPBH4 30-40	On request	On request	1450	250	3600	25	15	4	7,5	5,5	7	15,4

PRIVATE LABELS



A wide range of electric and combustion engine domestic and professional pressure washers, vacuum cleaners, offering every customer the most suitable appliance for his market.

With more than forty years of manufacturing experience, Lavorwash gives its customers the possibility of ordering **"tailor made"** products to meet all their requirements.

Modern Italian Technology, Design, Quality, Flexibility and Fast Reaction are features that have always been the Milestone of our Company.

[illegible]

GENERAL TERMS OF SALE Goods travel at
buyer's risk. Images and technical specifications of
products and accessories are not binding and can be
modified without notice.

Follow us on
You   

SMETA 


Management system certified
ISO 9001



LAVOR

Manufacturing: **Yong Kang LavorWash Equipment Co.,Ltd**
Add: No.80 Huacheng West Road. - Yongkang City, Zhejiang - China (zip code 321300)
Tel: 0086 057987205326 Mob: 0086 17706897110 Fax: 0086 057987102022
E-mail: sales02.lavorchina@vip.163.com - Web site: www.lavorchina.cn

Sales: **LAVORWASH S.p.A.** J.F.Kennedy, 12 - 46020 Pegognaga (MN) Italy
Tel. 0039 0376 55431 - Fax 0039 0376 558927 - E-mail: info@lavor.com - WebSite: www.lavor.com