

# **LAVOR**

*SIMPLY STRONGER*



# 2024

MAIN CATALOGUE  
**LAVOR EQUIPMENT**

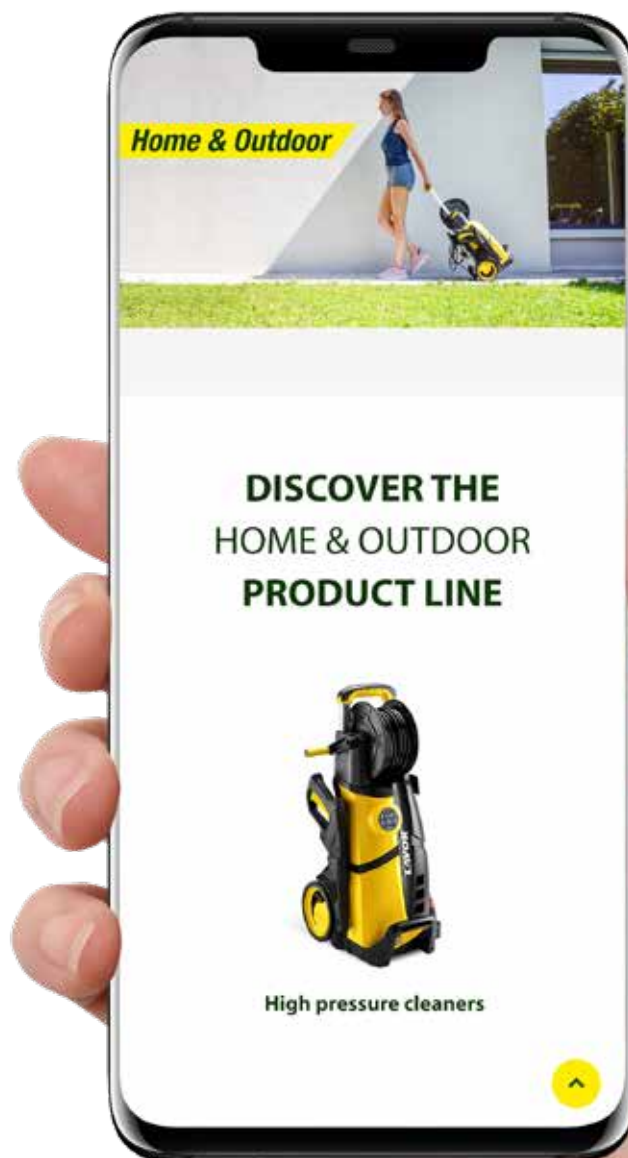


[lavor.com](http://lavor.com)



A **NEW** website easy to explore and showing all the information about Lavor products: it offers easy exploration and complete technical information. A website of modern concept helping our customer finding the necessary updated information about our products, easily and in real time. It offers complete product videos about machine running, machine use and plus of the main products of professional range: an additional very useful sales tool.

**Connecting to the Lavor world is just a click away: complete information, products, videos and news available quickly and simply.**





**Yongkang Lavorwash Equipment Co. Ltd.** set up in 2004 as a manufacturing and commercial branch of Lavorwash Spa, Italian company set up in 1975, one of the world's most important manufacturers of high-tech cleaning systems for small and large surfaces for more than 40 years. Nowadays the company has an increasing consolidated turnover and more than 380 employees situated in several branches in Italy, China, Brazil, Mexico, France, Spain, Poland and UK.

**The company recently celebrated the opening of its new headquarters which includes a warehouse, but more importantly a larger factory, with more space and improved organisation for production, for a total of 30,000 sqm and 150 employees**

### **Tecnology and design**

Relying on more than forty years of experience and on the technical know-how of Lavorwash Group, new models and new products are followed step by step by resident Italian engineers.

**The opening of the new facility has led to an increase in the varieties of models in the range, providing greater flexibility in production and the possibility of developing new products.**

### **Italian management**

Italian managers, engineers and employees run the company. Yongkang Lavorwash Equipment Co. Ltd stretches over more than 30,000 square meters, with a growing number of employees continuously increasing.

### **Quality and service**

The LAVOR brand assures the quality of all products certified by leading certificate Corporations such as GS, UL, TUV-SUD, and INMETRO. Product quality is also certified by in-house testing on 100% of products, and with the possibility of FFU certified work for individual clients.

**The larger area of the new facility has allowed the company to streamline quality control thanks to the set-up of new testing spaces and rooms with new equipment.**



**WATCH  
THE VIDEO**



**Lavorwash** has an extensive R&D program aimed at improving the performance, durability and quality of its products, as well as developing new models, accessories and services to meet the needs of a market with a high rate of innovation and technological change. We research the development of new products, as well as the improvement and optimization of existing models. Lavorwash tests its research: technical staff employs sophisticated and modern technological systems; products are subjected to continual functional and performance tests.

**Lavorwash** creates attractive products, by combining innovative styling, reliability and ease of use in perfect harmony. We understand the importance of ergonomics: designers and technicians work in close collaboration to manufacture products which are easy to use, safe, efficient and truly stylish.

**Lavorwash** has finalized advanced technologies, thanks to which every product is the result of a sophisticated manufacturing process.

We use production lines equipped with automatic testing stations which immediately identify any problems or defects and the assembly systems ensure constant quality levels.

**Lavorwash** supplies efficient and powerful systems ensuring high performance and the long life of the machines.

**Lavorwash** pursues constant improvement and always sets itself new goals and targets. Wide-ranging and consolidated experience, constant commitment to research, advanced manufacturing processes and customer service are the features which have resulted in Lavorwash becoming a worldleader in cleaning systems.

**Lavorwash** offers its customers consolidated and reliable support, becoming the ideal partner for a successful future.

Investing in research and development also means making strides in terms of product quality and eco-sustainability.

Whereas on the one hand, the improvement of our machines is aimed at meeting the practical needs of users, on the other hand this innovation is developed on the basis of an increasingly strong and shared environmental awareness.


First of all, the use of high pressure cleaners allows for water savings of at least 80% when compared to a normal garden hose. Moreover, we developed vacuum cleaners using high efficiency motors to achieve top performances and reduce energy consumption by 50%.



CHOOSE YOUR SYSTEM – CONSUMPTION + PERFORMANCE!

WASHING PROGRAM SYSTEM

High pressure cleaner with patented **Washing Program System**, offering the most suited washing program for each cleaning task.



PLUS:

- **Variable performances & connected load:** Motor & pump variable speed, flow rate and operating pressure adjustment without efficiency loss. **Maximized water and energy saving for each cleaning task**
- **Longer motor life:** Slow & progressive motor spinning start. No current peaks, less sparks and mechanical stress inside the motor. **Extended product working life – higher value for money**
- **Working mode setting:** Solid rotative selector on the unit with 3 pre-set washing programs **simple selection of extensive tailored performances**



REMOTE CONTROL SYSTEM

Remote controlled high pressure cleaner with multiple **washing programs**.

Thanks to the **REMOTE CONTROL** system, it is possible choose the most suitable washing program for your needs, among the 3 different **energy-saving** programs, **SOFT, MEDIUM** and **HARD**.

DIGITAL CONTROL SYSTEM

Digitally controlled high pressure cleaner with multiple **washing programs** and multilevel **safety system**.

Thanks to the **DIGITAL CONTROL** system (patented), it is possible to check the main functions of the machine (power, overheating detection, maintenance needed, **CHILD SAFETY**, operation light) and to choose the most suitable washing program for your needs, among the 3 different **energy-saving** programs, **SOFT, MEDIUM** and **HARD**.



COMPLETE SAFETY

- Power indicator.
- ON / OFF switch with color change, red ON, blue OFF.
- Overheating indicator. It indicates that the machine is running and working.
- Child safety system preventing from accidental use of the machine. It indicates that the machine is in stand-by.
- Ordinary maintenance indicator. It lights up when the machine stops automatically due to inactivity.

1 **SOFT**  
50% ENERGY SAVING



Outdoor wooden furniture, surfaces/plaster and bicycles.

2 **MEDIUM**  
25% ENERGY SAVING




Cars, motorbikes, quads, caravans, plastered walls, brick surfaces.

3 **HARD**  
100% POWER



Stone or concrete flooring, fences and gates, gardening tools.

# DIGITAL CONTROL SYSTEM



1

**50%**  
ENERGY SAVING



Outdoor wooden furniture, surfaces/plaster and bicycles.

2

**25%**  
ENERGY SAVING



Cars, motorbikes, quads, caravans, plastered walls, brick surfaces.

3

**100%**  
POWER



Stone or concrete flooring, fences and gates, gardening tools.

WATCH THE VIDEO



– CONSUMPTION  
+ PERFORMANCE!

Digitally controlled high pressure cleaner with multiple **washing programs** and multilevel **safety system**.

Thanks to the **DIGITAL CONTROL** system (patented), it is possible to check the main functions of the machine (power, overheating detection, maintenance needed, **CHILD SAFETY**, operation light) and to choose the most suitable washing program for your needs, among the 3 different **energy-saving** programs, **SOFT**, **MEDIUM** and **HARD**.



## COMPLETE SAFETY



**CHILD SAFETY SYSTEM**  
prevents from accidental use



**AUTO SWITCH OFF FUNCTION**  
prevents motor and pump overheating, long-life cycle



**MICRO LEAK DETECTION SYSTEM**  
micro leak detection for targeted and quick intervention

### Arrow Series



New design and new technology: Arrow Series is the result of the latest engineering developments of LAVOR R&D dpt. A brand new range of 5 products with different equipment and technical innovations. All models are equipped with rotating ON/OFF switch, telescopic handle, lower secondary handle for horizontal transport, new LAVOR gun G19.

#### Arrow3 140

- Three pistons, aluminium pump head with built-in by-pass valve
- Automatic Stop System
- Telescopic handle
- Accessory storage facility
- Standard set of accessories
- Adjustable Foam System
- Turbo lance

**NEW**



code	36063-00053
barcode	8013298215560
max pressure (bar)	1.40
max delivery rate (l/h)	450
abs. power (W)	1900
weight (Kg)	10,5
packing dim. (cm)	38 x 30 h 57
pcs for pallet	24

#### STANDARD EQUIPMENT



Load Q.ty: 20'=450 40'=932 40' HQ=1060

Available also 110/120V - 60Hz version: 1500 psi - 1.55 GPM (USA) - 1400W



#### Arrow4 150 WPS

- Three pistons, aluminium pump head with built-in by-pass valve
- Automatic Stop System
- **Washing Program System**
- Telescopic handle
- Accessory storage facility
- Standard set of accessories
- Adjustable Foam System
- Turbo lance
- Patio cleaner

**NEW**



code	36063-00054
barcode	8013298215577
max pressure (bar)	1.50
max delivery rate (l/h)	480
abs. power (W)	2100
weight (Kg)	11,4
packing dim. (cm)	39 x 39 h 58
pcs for pallet	24

#### STANDARD EQUIPMENT



Load Q.ty: 20'=280 40'=600 40' HQ=690

Available also 110/120V - 60Hz version: 1600 psi - 1.80 GPM (USA) - 1500W





**Arrow4 150 Digit**



- Three pistons, aluminium pump head with built-in by-pass valve
- Automatic Stop System
- **Digital Control System**
- Telescopic handle
- Accessory storage facility
- Standard set of accessories
- Adjustable Foam System
- Turbo lance
- Patio cleaner

code	36063-00055
barcode	8013298215584
max pressure (bar)	150
max delivery rate (l/h)	480
abs. power (W)	2100
weight (Kg)	11,4
packing dim. (cm)	39 x 39 h 58
pcs for pallet	24

Load Q.ty: 20'=280 40'=600 40' HQ=690



**STANDARD EQUIPMENT**



**Arrow4 Plus 160 WPS**



- Three pistons, aluminium pump head with built-in by-pass valve
- Automatic Stop System
- **Washing Program System**
- Telescopic handle
- Accessory storage facility
- Standard set of accessories
- Adjustable Foam System
- Hose-reel
- Turbo lance
- Patio cleaner

code	36063-00056
barcode	8013298215591
max pressure (bar)	160
max delivery rate (l/h)	510
abs. power (W)	2500
weight (Kg)	12,6
packing dim. (cm)	39 x 39 h 67
pcs for pallet	18

Load Q.ty: 20'=210 40'=450 40' HQ=596

Available also 110/120 - 60Hz version: 1800 psi - 1.90 GPM (USA) - 1600W



**STANDARD EQUIPMENT**



**Arrow4 Plus 160 Digit**



- Three pistons, aluminium pump head with built-in by-pass valve
- Automatic Stop System
- **Digital Control System**
- Telescopic handle
- Accessory storage facility
- Standard set of accessories
- Adjustable Foam System
- Hose-reel
- Turbo lance
- Patio cleaner

code	36063-00057
barcode	8013298215607
max pressure (bar)	160
max delivery rate (l/h)	510
abs. power (W)	2500
weight (Kg)	12,6
packing dim. (cm)	39 x 39 h 67
pcs for pallet	18

Load Q.ty: 20'=210 40'=450 40' HQ=596



**STANDARD EQUIPMENT**



### Cosmos Series



New design and new technology: Cosmos Series is the result of the latest engineering developments of LAVOR R&D dpt. A brand new range of 5 products with different equipment and technical innovations. All models are equipped with rotating ON/OFF switch, telescopic handle, lower secondary handle for horizontal transport, new LAVOR gun G19.

#### Cosmos3 140

- Three pistons, aluminium pump head with built-in by-pass valve
- Automatic Stop System
- Telescopic handle
- Accessory storage facility
- Standard set of accessories
- Adjustable Foam System
- Turbo lance

code	36063-00047
barcode	8013298215003
max pressure (bar)	140
max delivery rate (l/h)	450
abs. power (W)	1900
weight (Kg)	10,5
packing dim. (cm)	38 x 30 h 57
pcs for pallet	24

#### STANDARD EQUIPMENT



Load Q.ty: 20'=450 40'=932 40' HQ=1060

Available also 110/120V - 60Hz version: 1500 psi - 1.55 GPM (USA) - 1400W



#### Cosmos4 150 WPS

- Three pistons, aluminium pump head with built-in by-pass valve
- Automatic Stop System
- **Washing Program System**
- Telescopic handle
- Accessory storage facility
- Standard set of accessories
- Adjustable Foam System
- Turbo lance
- Patio cleaner

code	36063-00051
barcode	8013298215379
max pressure (bar)	150
max delivery rate (l/h)	480
abs. power (W)	2100
weight (Kg)	11,4
packing dim. (cm)	39 x 39 h 58
pcs for pallet	24

#### STANDARD EQUIPMENT



Load Q.ty: 20'=280 40'=600 40' HQ=690

Available also 110/120V - 60Hz version: 1600 psi - 1.80 GPM (USA) - 1500W



**Cosmos4 150 Digit**



- Three pistons, aluminium pump head with built-in by-pass valve
- Automatic Stop System
- **Digital Control System**
- Telescopic handle
- Accessory storage facility
- Standard set of accessories
- Adjustable Foam System
- Turbo lance
- Patio cleaner



code	36063-00059
barcode	8013298215911
max pressure (bar)	150
max delivery rate (l/h)	480
abs. power (W)	2100
weight (Kg)	11,4
packing dim. (cm)	39 x 39 h 58
pcs for pallet	24

Load Q.ty: 20'=280 40'=600 40' HQ=690



**STANDARD EQUIPMENT**



**Cosmos4 Plus 160 WPS**



- Three pistons, aluminium pump head with built-in by-pass valve
- Automatic Stop System
- **Washing Program System**
- Telescopic handle
- Accessory storage facility
- Standard set of accessories
- Adjustable Foam System
- Hose-reel
- Turbo lance
- Patio cleaner



code	36063-00048
barcode	8013298215010
max pressure (bar)	160
max delivery rate (l/h)	510
abs. power (W)	2500
weight (Kg)	12,6
packing dim. (cm)	39 x 39 h 67
pcs for pallet	18

Load Q.ty: 20'=210 40'=450 40' HQ=596

Available also 110/120 - 60Hz version: 1800 psi - 1.90 GPM (USA) - 1600W



**STANDARD EQUIPMENT**



**Cosmos4 Plus 160 Digit**



- Three pistons, aluminium pump head with built-in by-pass valve
- Automatic Stop System
- **Digital Control System**
- Telescopic handle
- Accessory storage facility
- Standard set of accessories
- Adjustable Foam System
- Hose-reel
- Turbo lance
- Patio cleaner



code	36063-00060
barcode	8013298215928
max pressure (bar)	160
max delivery rate (l/h)	510
abs. power (W)	2500
weight (Kg)	12,6
packing dim. (cm)	39 x 39 h 67
pcs for pallet	18

Load Q.ty: 20'=210 40'=450 40' HQ=596



**STANDARD EQUIPMENT**



### LVR Series



New design and new technology: LVR Series is the result of the latest engineering developments of LAVOR R&D dpt. A brand new range of 5 products with different equipment and technical innovations. All models are equipped with rotating ON/OFF switch, telescopic handle, lower secondary handle for horizontal transport, new LAVOR gun G19.

**LVR4 Series has WPS and Digital Control System as standard equipment**

#### LVR3 140

- Three pistons, aluminium pump head with built-in by-pass valve
- Automatic Stop System
- Hose-holder
- Telescopic handle
- Accessory storage facility
- Standard set of accessories
- Adjustable Foam System
- Turbo lance

code	36063-00001
barcode	8013298212309
max pressure (bar)	140
max delivery rate (l/h)	450
abs. power (W)	1900
weight (Kg)	10,4
packing dim. (cm)	38 x 30 h 57
pcs for pallet	24

Load Q.ty: 20'=450 40'=932 40' HQ=1060

Available also 110/120V - 60Hz version: 1500 psi - 1.55 GPM (USA) - 1400W

59/88  
39  
Cm → 36



#### STANDARD EQUIPMENT



#### LVR4 150 WPS

- Three pistons, aluminium pump head with built-in by-pass valve
- Automatic Stop System
- **Washing Program System**
- Telescopic handle
- Accessory storage facility
- Standard set of accessories
- Adjustable Foam System
- Turbo lance
- Patio cleaner

code	36063-00006
barcode	8013298212927
max pressure (bar)	150
max delivery rate (l/h)	480
abs. power (W)	2100
weight (Kg)	11,4
packing dim. (cm)	39 x 39 h 58
pcs for pallet	24

Load Q.ty: 20'=280 40'=600 40' HQ=690

Available also 110/120V - 60Hz version: 1600 psi - 1.80 GPM (USA) - 1500W

59/88  
39  
Cm → 36



#### STANDARD EQUIPMENT



**LVR4 150 Digit**

**STANDARD EQUIPMENT**



- Three pistons, aluminium pump head with built-in by-pass valve
- Automatic Stop System
- **Digital Control System**
- Telescopic handle
- Accessory storage facility
- Standard set of accessories
- Adjustable Foam System
- Turbo lance
- Patio cleaner

code	36063-00007
barcode	8013298212934
max pressure (bar)	150
max delivery rate (l/h)	480
abs. power (W)	2100
weight (Kg)	12
packing dim. (cm)	39 x 39 h 58
pcs for pallet	24

Load Q.ty: 20'=280 40'=600 40' HQ=690

Available also 110/120V - 60Hz version: 1600 psi - 1.80 GPM (USA) - 1500W



**LVR4 Plus 160 WPS**

**STANDARD EQUIPMENT**



- Three pistons, aluminium pump head with built-in by-pass valve
- Automatic Stop System
- **Washing Program System**
- Telescopic handle
- Accessory storage facility
- Standard set of accessories
- Adjustable Foam System
- Hose-reel
- Turbo lance
- Patio cleaner

code	36063-00015
barcode	8013298213306
max pressure (bar)	160
max delivery rate (l/h)	510
abs. power (W)	2500
weight (Kg)	12,4
packing dim. (cm)	39 x 39 h 67
pcs for pallet	18

Load Q.ty: 20'=210 40'=450 40' HQ=596

Available also 110/120V - 60Hz version: 1800 psi - 1.90 GPM (USA) - 1600W



**LVR4 Plus 160 Digit**

**STANDARD EQUIPMENT**



- Three pistons, aluminium pump head with built-in by-pass valve
- Automatic Stop System
- **Digital Control System**
- Telescopic handle
- Accessory storage facility
- Standard set of accessories
- Adjustable Foam System
- Hose-reel
- Turbo lance
- Patio cleaner

code	36063-00008
barcode	8013298212941
max pressure (bar)	160
max delivery rate (l/h)	510
abs. power (W)	2500
weight (Kg)	13
packing dim. (cm)	39 x 39 h 67
pcs for pallet	18

Load Q.ty: 20'=210 40'=450 40' HQ=596

Available also 110/120V - 60Hz version: 1800 psi - 1.90 GPM (USA) - 1600W



# new *REMOTE* CONTROL SYSTEM

WATCH  
THE VIDEO



– CONSUMPTION  
+ PERFORMANCE!



**50%**  
ENERGY SAVING  
Outdoor wooden furniture, surfaces/plaster and bicycles.



**25%**  
ENERGY SAVING  
Cars, motorbikes, quads, caravans, plastered walls, brick surfaces.



**100%**  
POWER  
Stone or concrete flooring, fences and gates, gardening tools.



CHOOSE YOUR WASHING PROGRAM **REMOTELY**

**LVR RC Series**



**Remote Control System** is the new LAVOR system which allows selecting the washing programs of your pressure washer remotely without having to move close to the machine or ever interrupting the washing cycle. Thanks to the simple and intuitive control panel on the spray gun, you can very easily choose from 3 default washing programs: **SOFT** for delicate surfaces, **MEDIUM** for quick and intense washing, **HARD** for the most difficult dirt.

**LVR4 150 RC**

**STANDARD EQUIPMENT**

- Three pistons, aluminium pump head with built-in by-pass valve
- Automatic Stop System
- **Remote Control System**
- Telescopic handle
- Accessory storage facility
- Standard set of accessories
- Adjustable Foam System
- Turbo lance

code	36063-00046
barcode	8013298214983
max pressure (bar)	150
max delivery rate (l/h)	480
abs. power (W)	2100
weight (Kg)	11,4
packing dim. (cm)	38 x 30 h 57
pcs for pallet	24



Load Q.ty: 20'=450 40'=932 40' HQ=1060



**NEW**



**LVR4 Plus 160 RC**


**STANDARD EQUIPMENT**

- Three pistons, aluminium pump head with built-in by-pass valve
- Automatic Stop System
- **Remote Control System**
- Telescopic handle
- Accessory storage facility
- Standard set of accessories
- Adjustable Foam System
- Hose-reel
- Turbo lance
- Patio cleaner

code	36063-00049
barcode	8013298215362
max pressure (bar)	160
max delivery rate (l/h)	510
abs. power (W)	2500
weight (Kg)	12,4
packing dim. (cm)	39 x 39 h 67
pcs for pallet	18



Load Q.ty: 20'=210 40'=450 40' HQ=596



**NEW**



### Green Series



**LAVOR Green** Line focuses the attention on eco-friendly concept: all the models of this range have as standard equipment the patented **WPS/Digital** System which allow to choose the right type of wash depending on the surface that needs to be cleaned and the type of soiling that needs to be removed.

**WPS/Digital** System offers 3 different washing programs, **Soft/Medium/Hard** and allows energy saving up to 50% (Soft Wash).

#### NJ Plus 145 WPS

- Three pistons, aluminium pump head with built-in by-pass valve
- Automatic Stop System
- **Washing Program System**
- Hose-holder
- Accessory storage facility
- Ergonomic handle
- Turbo lance
- Rotary brush
- Fixed brush
- Patio cleaner

code	36046-00081
barcode	8013298211135
max pressure (bar)	145
max delivery rate (l/h)	420
abs. power (W)	1900
weight (Kg)	8,5
packing dim. (cm)	39,5 x 29 h 54
pcs for pallet	32

Load Q.ty: 20'=436 40'=896 40' HC=1052

Available also 110/120 - 60Hz version



#### STANDARD EQUIPMENT



Available also with hose reel 8.092.0086C NJ Extra 145 WPS.



#### STM 160 WPS

- Three pistons, aluminium pump head with built-in by-pass valve
- Hose-reel
- Automatic Stop System
- **Washing Program System**
- Ergonomic handle
- Accessory storage facility
- Standard set of accessories
- Turbo lance
- Rotary brush

code	36040-00141
barcode	8013298207411
max pressure (bar)	160
max delivery rate (l/h)	510
abs. power (W)	2500
weight (Kg)	12,4
packing dim. (cm)	38 x 30 h 57
pcs for pallet	24

Load Q.ty: 20'=450 40'=932 40' HC=1060

Available also 110/120 - 60Hz version



#### STANDARD EQUIPMENT





**Planet 160 WPS**



- Three pistons, aluminium pump head with built-in by-pass valve
- Hose-reel
- Automatic Stop System
- **Washing Program System**
- Ergonomic handle
- Accessory storage facility
- Standard set of accessories
- Rotary brush

code	36060-00003
barcode	8013298209385
max pressure (bar)	160
max delivery rate (l/h)	510
abs. power (W)	2500
weight (Kg)	12,4
packing dim. (cm)	38 x 30 h 57
pcs for pallet	24

Load Q.ty: 20'=450 40'=932 40' HC=1060

Available also 110/120 - 60Hz version



STANDARD EQUIPMENT



**Predator 160 WPS**



- Three pistons, aluminium pump head with built-in by-pass valve
- Built-in detergent tank for direct suction
- Hose-reel
- Automatic Stop System
- **Washing Program System**
- Ergonomic handle
- Accessory storage facility
- Standard set of accessories
- Rotary brush
- Fixed brush

code	36051-00018
barcode	8013298211142
max pressure (bar)	160
max delivery rate (l/h)	510
abs. power (W)	2500
weight (Kg)	15,5
packing dim. (cm)	37 x 37 h 56
pcs for pallet	18

Load Q.ty: 20'=360 40'=744 40' HC=868

Available also 110/120 - 60Hz version



STANDARD EQUIPMENT



**Predator 180 Digit**



- Three pistons, aluminium pump head with built-in by-pass valve
- Built-in detergent tank for direct suction
- Hose-reel
- Automatic Stop System
- **Digital Control System**
- Ergonomic handle
- Accessory storage facility
- Standard set of accessories
- Rotary brush
- Fixed brush

code	36051-00028
barcode	8013298211463
max pressure (bar)	180
max delivery rate (l/h)	510
abs. power (W)	2500
weight (Kg)	15,8
packing dim. (cm)	37 x 37 h 56
pcs for pallet	18

Load Q.ty: 20'=360 40'=744 40' HC=868

Available also 110/120 - 60Hz version



STANDARD EQUIPMENT



### LVR1 120

#### STANDARD EQUIPMENT



**NEW**

- Three pistons, aluminium pump head with built-in by-pass valve
- Automatic Stop System
- Accessory storage facility
- Ergonomic handle
- Standard set of accessories

code	-
barcode	-
max pressure (bar)	120
max delivery rate (l/h)	330
abs. power (W)	1700
weight (Kg)	6
packing dim. (cm)	25 x 30 h 40
pcs for pallet	60



Load Q.ty: 20'=980 40'=2010 40' HC=2300



### LVR1 Plus 130

#### STANDARD EQUIPMENT

**NEW**



- Three pistons, aluminium pump head with built-in by-pass valve
- Automatic Stop System
- Accessory storage facility
- Ergonomic handle
- Standard set of accessories
- Turbo lance

code	-
barcode	-
max pressure (bar)	130
max delivery rate (l/h)	390
abs. power (W)	1800
weight (Kg)	7,7
packing dim. (cm)	32,5 x 27,5 h 44
pcs for pallet	48



Load Q.ty: 20'=710 40'=1500 40' HC=1800



### LVR1 Extra 145

#### STANDARD EQUIPMENT

**NEW**



- Three pistons, aluminium pump head with built-in by-pass valve
- Automatic Stop System
- Hose-reel
- Accessory storage facility
- Ergonomic handle
- Turbo lance

code	-
barcode	-
max pressure (bar)	145
max delivery rate (l/h)	420
abs. power (W)	1900
weight (Kg)	8,5
packing dim. (cm)	32,5 x 27,5 h 44
pcs for pallet	48



Load Q.ty: 20'=710 40'=1500 40' HC=1800



**Cosmos1 120**

**STANDARD EQUIPMENT**



- Three pistons, aluminium pump head with built-in by-pass valve
- Automatic Stop System
- Accessory storage facility
- Ergonomic handle
- Standard set of accessories
- Turbo lance

code	-
barcode	-
max pressure (bar)	120
max delivery rate (l/h)	330
abs. power (W)	1700
weight (Kg)	6,5
packing dim. (cm)	29,5 x 26,5 h 45
pcs for pallet	60



Load Q.ty: 20'=810 40'=1660 40' HC=1875



**Cosmos1 Plus 130**

**STANDARD EQUIPMENT**



- Three pistons, aluminium pump head with built-in by-pass valve
- Automatic Stop System
- Accessory storage facility
- Ergonomic handle
- Standard set of accessories
- Turbo lance

code	-
barcode	-
max pressure (bar)	130
max delivery rate (l/h)	390
abs. power (W)	1800
weight (Kg)	7
packing dim. (cm)	29,5 x 26,5 h 56
pcs for pallet	36



Load Q.ty: 20'=648 40'=1348 40' HC=1524



**Cosmos1 Extra 145**

**STANDARD EQUIPMENT**



- Three pistons, aluminium pump head with built-in by-pass valve
- Automatic Stop System
- Hose-reel
- Accessory storage facility
- Ergonomic handle
- Turbo lance

code	-
barcode	-
max pressure (bar)	145
max delivery rate (l/h)	420
abs. power (W)	1900
weight (Kg)	8,5
packing dim. (cm)	29,5 x 26,5 h 56
pcs for pallet	36



Load Q.ty: 20'=648 40'=1348 40' HC=1524



### Dive 120

- Three pistons, aluminium pump head with built-in by-pass valve
- Automatic Stop System
- Accessory storage facility
- Ergonomic handle
- Standard set of accessories
- Fixed brush

code	36054-00063
barcode	8013298212255
max pressure (bar)	120
max delivery rate (l/h)	330
abs. power (W)	1700
weight (Kg)	5,6
packing dim. (cm)	25 x 30 h 40
pcs for pallet	60

Load Q.ty: 20'=980 40'=2010 40' HC=2300

Available also 110/120V - 60Hz version: 1300 psi - 1.35 GPM (USA) - 1300W

Available also Dive 110 - Code 36054-00072



#### STANDARD EQUIPMENT



### Dive Plus 130

- Three pistons, aluminium pump head with built-in by-pass valve
- Automatic Stop System
- Accessory storage facility
- Ergonomic handle
- Standard set of accessories
- Turbo lance
- Fixed brush

code	36054-00064
barcode	8013298212262
max pressure (bar)	130
max delivery rate (l/h)	420
abs. power (W)	1800
weight (Kg)	6,9
packing dim. (cm)	26,5 x 29,5 h 56
pcs for pallet	36

Load Q.ty: 20'=648 40'=1348 40' HC=1524

Available also 110/120V - 60Hz version: 1400 psi - 1.55 GPM (USA) - 1350W



#### STANDARD EQUIPMENT



### Dive Extra 135

- Three pistons, aluminium pump head with built-in by-pass valve
- Automatic Stop System
- Hose-reel
- Accessory storage facility
- Ergonomic handle
- Turbo lance
- Fixed brush
- Rotary brush
- Water filter

code	36054-00065
barcode	8013298212279
max pressure (bar)	135
max delivery rate (l/h)	420
abs. power (W)	1900
weight (Kg)	8
packing dim. (cm)	26,5 x 29,5 h 56
pcs for pallet	36

Load Q.ty: 20'=648 40'=1348 40' HC=1524

Available also 110/120V - 60Hz version: 1400 psi - 1.55 GPM (USA) - 1350W

Available also Dive Extra 135 with Patio cleaner - Code 36054-00066



#### STANDARD EQUIPMENT



**Run 120**

**NEW**



- Three pistons, aluminium pump head with built-in by-pass valve
- Automatic Stop System
- Accessory storage facility
- Ergonomic handle
- Standard set of accessories
- Turbo lance

code	36054-00103
barcode	8013298215423
max pressure (bar)	120
max delivery rate (l/h)	330
abs. power (W)	1700
weight (Kg)	6,5
packing dim. (cm)	29,5 x 26,5 h 45
pcs for pallet	60

Load Q.ty: 20'=810 40'=1660 40' HC=1875

Available also 110/120V - 60Hz version: 1300 psi - 1.35 GPM (USA) - 1300W



**STANDARD EQUIPMENT**



**Run Plus 130**

**NEW**



- Three pistons, aluminium pump head with built-in by-pass valve
- Automatic Stop System
- Accessory storage facility
- Ergonomic handle
- Standard set of accessories
- Turbo lance

code	36054-00104
barcode	8013298215430
max pressure (bar)	130
max delivery rate (l/h)	390
abs. power (W)	1800
weight (Kg)	7
packing dim. (cm)	29,5 x 26,5 h 56
pcs for pallet	36

Load Q.ty: 20'=648 40'=1348 40' HC=1524

Available also 110/120V - 60Hz version: 1400 psi - 1.55 GPM (USA) - 1350W



**STANDARD EQUIPMENT**



**Run Extra 145**

**NEW**



- Three pistons, aluminium pump head with built-in by-pass valve
- Automatic Stop System
- Hose-reel
- Accessory storage facility
- Ergonomic handle
- Turbo lance

code	36054-00105
barcode	8013298215447
max pressure (bar)	145
max delivery rate (l/h)	420
abs. power (W)	1900
weight (Kg)	8,5
packing dim. (cm)	29,5 x 26,5 h 56
pcs for pallet	36

Load Q.ty: 20'=648 40'=1348 40' HC=1524

Available also 110/120V - 60Hz version: 1400 psi - 1.55 GPM (USA) - 1350W



**STANDARD EQUIPMENT**



### Fast 120

- Three pistons, aluminium pump head with built-in by-pass valve
- Automatic Stop System
- Accessory storage facility
- Ergonomic handle
- Standard set of accessories



code	36055-00007
barcode	8013298207114
max pressure (bar)	120
max delivery rate (l/h)	330
abs. power (W)	1700
weight (Kg)	6
packing dim. (cm)	25 x 30 h 40
pcs for pallet	60

Load Q.ty: 20'=980 40'=2010 40' HC=2300

Available also 110/120V - 60Hz version: 1300 psi - 1.35 GPM (USA) - 1300W

Available also Fast 120 with trolley and fixed brush - Code 36055-00075



#### STANDARD EQUIPMENT



### Fast Plus 130

- Three pistons, aluminium pump head with built-in by-pass valve
- Automatic Stop System
- Accessory storage facility
- Ergonomic handle
- Standard set of accessories
- Turbo lance



code	36055-00008
barcode	8013298207121
max pressure (bar)	130
max delivery rate (l/h)	390
abs. power (W)	1800
weight (Kg)	7,7
packing dim. (cm)	32,5 x 27,5 h 44
pcs for pallet	48

Load Q.ty: 20'=710 40'=1500 40' HC=1800

Available also 110/120V - 60Hz version: 1400 psi - 1.55 GPM (USA) - 1350W



#### STANDARD EQUIPMENT



### Fast Extra 145

- Three pistons, aluminium pump head with built-in by-pass valve
- Automatic Stop System
- Hose-reel
- Accessory storage facility
- Ergonomic handle
- Turbo lance



code	36055-00009
barcode	8013298207138
max pressure (bar)	145
max delivery rate (l/h)	420
abs. power (W)	1900
weight (Kg)	8,5
packing dim. (cm)	32,5 x 27,5 h 44
pcs for pallet	48

Load Q.ty: 20'=710 40'=1500 40' HC=1800

Available also 110/120V - 60Hz version: 1400 psi - 1.55 GPM (USA) - 1350W



#### STANDARD EQUIPMENT



**One 120**

**STANDARD EQUIPMENT**



- Three pistons, aluminium pump head with built-in by-pass valve
- Automatic Stop System
- Accessory storage facility
- Ergonomic handle
- Standard set of accessories

code	36053-00001
barcode	8013298204472
max pressure (bar)	120
max delivery rate (l/h)	330
abs. power (W)	1700
weight (Kg)	5,6
packing dim. (cm)	25 x 30 h 40
pcs for pallet	60



Load Q.ty: 20'=980 40'=2010 40' HC=2300

Available also 110/120V - 60Hz version: 1300 psi - 1.35 GPM (USA) - 1300W



**One Plus 130**

**STANDARD EQUIPMENT**



- Three pistons, aluminium pump head with built-in by-pass valve
- Automatic Stop System
- Accessory storage facility
- Ergonomic handle
- Standard set of accessories
- Turbo lance
- Rotary brush
- Fixed brush

code	36053-00005
barcode	8013298204892
max pressure (bar)	130
max delivery rate (l/h)	420
abs. power (W)	1800
weight (Kg)	6,9
packing dim. (cm)	26,5 x 29,5 h 56
pcs for pallet	36



Load Q.ty: 20'=648 40'=1348 40' HC=1524

Available also 110/120V - 60Hz version: 1400 psi - 1.55 GPM (USA) - 1350W



**One Extra 135**

**STANDARD EQUIPMENT**



- Three pistons, aluminium pump head with built-in by-pass valve
- Automatic Stop System
- Hose-reel
- Accessory storage facility
- Ergonomic handle
- Turbo lance
- Rotary brush
- Fixed brush
- Patio cleaner

code	36053-00008
barcode	8013298204939
max pressure (bar)	135
max delivery rate (l/h)	420
abs. power (W)	1900
weight (Kg)	8
packing dim. (cm)	26,5 x 29,5 h 60
pcs for pallet	36



Load Q.ty: 20'=608 40'=1258 40' HC=1456

Available also 110/120V - 60Hz version: 1400 psi - 1.55 GPM (USA) - 1350W

Available also One Extra 135 without patio cleaner, and fixed brush - Code 36053-00007



### Smart 120

- Three pistons, aluminium pump head with built-in by-pass valve
- Automatic Stop System
- Accessory storage facility
- Ergonomic handle
- Standard set of accessories



code	36054-00004
barcode	8013298205424
max pressure (bar)	120
max delivery rate (l/h)	330
abs. power (W)	1700
weight (Kg)	5,6
packing dim. (cm)	25 x 30 h 40
pcs for pallet	60

Load Q.ty: 20'=980 40'=2010 40' HC=2300

Available also 110/120V - 60Hz version: 1300 psi - 1.35 GPM (USA) - 1300W

Available also Smart 110 with trolley - Code 36054-00073



#### STANDARD EQUIPMENT



### Smart Plus 130

- Three pistons, aluminium pump head with built-in by-pass valve
- Automatic Stop System
- Accessory storage facility
- Ergonomic handle
- Standard set of accessories
- Turbo lance
- Rotary brush
- Fixed brush



code	36054-00005
barcode	8013298205448
max pressure (bar)	130
max delivery rate (l/h)	420
abs. power (W)	1800
weight (Kg)	6,9
packing dim. (cm)	26,5 x 29,5 h 56
pcs for pallet	36

Load Q.ty: 20'=648 40'=1348 40' HC=1524

Available also 110/120V - 60Hz version: 1400 psi - 1.55 GPM (USA) - 1350W



#### STANDARD EQUIPMENT



### Smart Extra 135

- Three pistons, aluminium pump head with built-in by-pass valve
- Automatic Stop System
- Hose-reel
- Accessory storage facility
- Ergonomic handle
- Turbo lance
- Rotary brush
- Fixed brush
- Patio cleaner



code	On request
barcode	-
max pressure (bar)	135
max delivery rate (l/h)	420
abs. power (W)	1900
weight (Kg)	8
packing dim. (cm)	26,5 x 29,5 h 60
pcs for pallet	36

Load Q.ty: 20'=608 40'=1258 40' HC=1456

Available also 110/120V - 60Hz version: 1400 psi - 1.55 GPM (USA) - 1350W



#### STANDARD EQUIPMENT





**NJ 120**

**STANDARD EQUIPMENT**



- Three pistons, aluminium pump head with built-in by-pass valve
- Automatic Stop System
- Hose-holder
- Accessory storage facility
- Ergonomic handle
- Standard set of accessories

code	36046-00082
barcode	8013298211395
max pressure (bar)	120
max delivery rate (l/h)	360
abs. power (W)	1700
weight (Kg)	6,8
packing dim. (cm)	39 x 26 h 52
pcs for pallet	36



Load Q.ty: 20'=528 40'=1132 40' HC=1270

Available also 110/120V - 60Hz version: 1300 psi - 1.35 GPM (USA) - 1300W



**NJ Plus 130**

**STANDARD EQUIPMENT**



- Three pistons, aluminium pump head with built-in by-pass valve
- Automatic Stop System
- Hose-holder
- Accessory storage facility
- Ergonomic handle
- Turbo lance
- Fixed brush

code	36046-00083
barcode	8013298211401
max pressure (bar)	130
max delivery rate (l/h)	420
abs. power (W)	1800
weight (Kg)	8
dimensions (cm)	39 x 26 h 52
pcs for pallet	36



Load Q.ty: 20'=528 40'=1132 40' HC=1270

Available also 110/120V - 60Hz version: 1400 psi - 1.55 GPM (USA) - 1350W

Available also NJ Plus 130 with patio cleaner - Code 36046-00084



**NJ Extra 145**

**STANDARD EQUIPMENT**



- Three pistons, aluminium pump head with built-in by-pass valve
- Automatic Stop System
- Hose-reel
- Accessory storage facility
- Ergonomic handle
- Turbo lance
- Rotary brush

code	36046-00085
barcode	8013298211425
max pressure (bar)	145
max delivery rate (l/h)	420
abs. power (W)	1900
weight (Kg)	8,5
dimensions (cm)	39,5 x 26 h 52
pcs for pallet	36



Load Q.ty: 20'=528 40'=1132 40' HC=1270

Available also 110/120V - 60Hz version: 1500 psi max - 1.55 GPM (USA) max - 1400W



### Ninja 120

- Three pistons, aluminium pump head with built-in by-pass valve
- Automatic Stop System
- Hose-holder
- Accessory storage facility
- Ergonomic handle
- Standard set of accessories



code	36046-00001
barcode	8013298200870
max pressure (bar)	120
max delivery rate (l/h)	360
abs. power (W)	1700
weight (Kg)	6,8
packing dim. (cm)	39 x 26 h 52
pcs for pallet	36

Load Q.ty: 20'=528 40'=1132 40' HC=1270

Available also 110/120V - 60Hz version: 1300 psi - 1.35 GPM (USA) - 1300W



#### STANDARD EQUIPMENT



### Ninja Plus 130

- Three pistons, aluminium pump head with built-in by-pass valve
- Automatic Stop System
- Hose-holder
- Accessory storage facility
- Ergonomic handle
- Turbo lance
- Fixed brush



code	36046-00004
barcode	8013298201228
max pressure (bar)	130
max delivery rate (l/h)	420
abs. power (W)	1800
weight (Kg)	8
dimensions (cm)	39 x 26 h 52
pcs for pallet	24

Load Q.ty: 20'=528 40'=1132 40' HC=1270

Available also 110/120V - 60Hz version: 1400 psi - 1.55 GPM (USA) - 1350W

Available also Ninja Plus 130 with patio cleaner - Code 36046-00029



#### STANDARD EQUIPMENT



### Ninja Extra 145

- Three pistons, aluminium pump head with built-in by-pass valve
- Automatic Stop System
- Hose-reel
- Accessory storage facility
- Ergonomic handle
- Turbo lance
- Rotary brush



code	36046-00060
barcode	8013298207183
max pressure (bar)	145
max delivery rate (l/h)	420
abs. power (W)	1900
weight (Kg)	8,5
dimensions (cm)	39,5 x 26 h 52
pcs for pallet	36

Load Q.ty: 20'=528 40'=1132 40' HC=1270

Available also 110/120V - 60Hz version: 1500 psi max - 1.55 GPM (USA) max - 1400W

Available also Ninja Extra 145 with patio cleaner - Code 36046-00070



#### STANDARD EQUIPMENT



**Wave 110**

**STANDARD EQUIPMENT**



- Three pistons, aluminium pump head with built-in by-pass valve
- Built-in detergent tank for direct suction
- Automatic Stop System
- Ergonomic handle
- Accessory storage facility
- Standard set of accessories
- Turbo lance
- Inlet filter

code	36042-00005
barcode	8013298200122
max pressure (bar)	110
max delivery rate (l/h)	330
abs. power (W)	1700
weight (Kg)	7,2
dimensions (cm)	29,5 x 26,5 h 54
pcs for pallet	36

Load Q.ty: 20'=648 40'=1348 40' HC=1524

Available also 110/120V - 60Hz version: 1300 psi max - 1.35 GPM (USA) max - 1300W



**Wave UP 125**

**STANDARD EQUIPMENT**



- Three pistons, aluminium pump head with built-in by-pass valve.
- Built-in detergent tank for direct suction
- Automatic Stop System
- Ergonomic handle
- Accessory storage facility
- Standard set of accessories
- Fixed brush
- Inlet filter

code	36042-00006
barcode	8013298200139
max pressure (bar)	125
max delivery rate (l/h)	400
abs. power (W)	1800
weight (Kg)	7,5
dimensions (cm)	29,5 x 26,5 h 56
pcs for pallet	36

Load Q.ty: 20'=648 40'=1348 40' HC=1524

Available also 110/120V - 60Hz version: 1400 psi max - 1.55 GPM (USA) max - 1350W



**Wave HR 135**

**STANDARD EQUIPMENT**



- Three pistons, aluminium pump head with built-in by-pass valve
- Built-in detergent tank for direct suction
- Automatic Stop System
- Hose-reel
- Ergonomic handle
- Accessory storage facility
- Standard set of accessories
- Rotary brush
- Inlet filter

code	36042-00007
barcode	8013298200146
max pressure (bar)	135
max delivery rate (l/h)	420
abs. power (W)	1900
weight (Kg)	8,7
dimensions (cm)	29,5 x 26,5 h 60
pcs for pallet	36

Load Q.ty: 20'=608 40'=1258 40' HC=1456

Available also 110/120V - 60Hz version: 1500 psi max - 1.55 GPM (USA) max - 1400W



### Rise 110

- Three pistons, aluminium pump head with built-in by-pass valve
- Built-in detergent tank for direct suction
- Automatic Stop System
- Ergonomic handle
- Turbo lance
- Accessory storage facility
- Standard set of accessories
- Inlet filter



code	on request
barcode	-
max pressure bar	110
max delivery rate l/h	330
abs. power W	1700
weight	7,2 Kg
dimensions	29,5 x 26,5 h 54 cm
pcs for pallet	48

Load Q.ty: 20'=648 40'=1348 40' HC=1524

Available also 110/120V - 60Hz version: 1300 psi max - 1.35 GPM (USA) max - 1300W



#### STANDARD EQUIPMENT



### Rise UP 135

- Three pistons, aluminium pump head with built-in by-pass valve
- Built-in detergent tank for direct suction
- Automatic Stop System
- Ergonomic handle
- Accessory storage facility
- Standard set of accessories
- Rotary brush
- Turbo lance
- Patio cleaner
- Fixed brush
- Inlet filter



code	36044-00003
barcode	8013298202508
max pressure bar	135
max delivery rate l/h	420
abs. power W	1900
weight	9,4 Kg
dimensions	29,5 x 40 h 55
pcs for pallet	24

Load Q.ty: 20'=436 40'=896 40' HC=1048

Available also 110/120V - 60Hz version: 1400 psi max - 1.55 GPM (USA) max - 1350W

Available also with induction motor, RS Extra model



#### STANDARD EQUIPMENT



### Rise HR 145

- Three pistons, aluminium pump head with built-in by-pass valve
- Built-in detergent tank for direct suction
- Automatic Stop System
- Hose-reel
- Ergonomic handle
- Accessory storage facility
- Standard set of accessories
- Turbo lance
- Rotary brush
- Inlet filter



code	36044-00013
barcode	8013298203475
max pressure bar	145
max delivery rate l/h	450
abs. power W	2100
weight	10,2 Kg
dimensions	29,5 x 39,5 h 53 cm
pcs for pallet	32

Load Q.ty: 20'=436 40'=896 40' HC=1052

Available also 110/120V - 60Hz version: 1500 psi max - 1.55 GPM (USA) max - 1400W

Available also with induction motor, RS Extra model



#### STANDARD EQUIPMENT



**Army 110**



- Three pistons, aluminium pump head with built-in by-pass valve
- Built-in detergent tank for direct suction
- Automatic Stop System
- Ergonomic handle
- Accessory storage facility
- Standard set of accessories
- Turbo lance
- Inlet filter

code	36042-00029
barcode	8013298202720
max pressure (bar)	110
max delivery rate (l/h)	330
abs. power (W)	1700
weight (Kg)	7,7
packing dim. (cm)	29,5 x 26,5 h 60
pcs for pallet	36

Load Q.ty: 20'=608 40'=1258 40' HC=1456

Available also 110/120V - 60Hz version: 1300 psi max - 1.35 GPM (USA) max - 1300W



**STANDARD EQUIPMENT**



**Marine 125**



- Three pistons, aluminium pump head with built-in by-pass valve.
- Built-in detergent tank for direct suction
- Automatic Stop System
- Ergonomic handle
- Accessory storage facility
- Standard set of accessories
- Turbo lance
- Fixed brush
- Inlet filter

code	36042-00030
barcode	8013298202737
max pressure (bar)	125
max delivery rate (l/h)	400
abs. power (W)	1800
weight (Kg)	8
packing dim. (cm)	29,5 x 26,5 h 60
pcs for pallet	36

Load Q.ty: 20'=608 40'=1258 40' HC=1456

Available also 110/120V - 60Hz version: 1400 psi max - 1.55 GPM (USA) max - 1350W



**STANDARD EQUIPMENT**



**Force 145**



- Three pistons, aluminium pump head with built-in by-pass valve
- Automatic Stop System
- Hose-reel
- Ergonomic handle
- Accessory storage facility
- Standard set of accessories
- Rotary brush
- Inlet filter
- Patio cleaner
- Fixed brush

code	36042-00034
barcode	8013298203444
max pressure (bar)	145
max delivery rate (l/h)	450
abs. power (W)	2100
weight (Kg)	9,8
packing dim. (cm)	29,5 x 39,5 h 58
pcs for pallet	24

Load Q.ty: 20'=432 40'=892 40' HC=1008

Available also 110/120V - 60Hz version: 1500 psi max - 1.55 GPM (USA) max - 1400W



**STANDARD EQUIPMENT**



### Cold water high-pressure cleaners with steam cleaner combined



It is a 2 in 1 product, high pressure cleaner and steam cleaner all in one! It is a complete system assuring perfect car care. Thanks to the powerful high pressure cleaner it is possible to wash cars, motorbikes, bikes and scooters; thanks to the built-in steam module and the steam power at 120°C it is possible to degrease also rims, bumpers, upholstery and all car parts that need deep cleaning.

#### Sani Steam 125

- Three pistons, aluminium pump head with built-in by-pass valve.
- Built-in detergent tank for direct suction
- Automatic Stop System
- Ergonomic handle
- Accessory storage facility
- Standard set of accessories
- Turbo lance
- Steam generator unit

code	36042-00097
barcode	8013298214327
max pressure (bar)	125
max delivery rate (l/h)	400
abs. power (W)	1800
weight (Kg)	10,5
packing dim. (cm)	36 x 30 h 58
pcs for pallet	24

Load Q.ty: 20'=464 40'=964 40' HC=1092

Available also 110/120V - 60Hz version:  
1400 psi max - 1.55 GPM (USA) max - 1350W



#### STANDARD EQUIPMENT



#### Wave 130 Steam

- Three pistons, aluminium pump head with built-in by-pass valve.
- Built-in detergent tank for direct suction
- Automatic Stop System
- Ergonomic handle
- Accessory storage facility
- Standard set of accessories
- Turbo lance
- Steam generator unit
- Inlet filter

code	36042-00019
barcode	8013298201280
max pressure (bar)	130
max delivery rate (l/h)	420
abs. power (W)	1800
weight (Kg)	10,5
packing dim. (cm)	36 x 30 h 58
pcs for pallet	24

Load Q.ty: 20'=464 40'=964 40' HC=1092

Available also 110/120V - 60Hz version:  
1400 psi max - 1.55 GPM (USA) max - 1350W



#### STANDARD EQUIPMENT



**Predator 140**

**STANDARD EQUIPMENT**



- Three pistons, aluminium pump head with built-in by-pass valve
- Built-in detergent tank for direct suction
- Automatic Stop System
- Hose-holder
- Ergonomic handle
- Accessory storage facility
- Standard set of accessories
- Turbo lance
- Rotary brush

code	36051-00019
barcode	8013298211296
max pressure (bar)	140
max delivery rate (l/h)	450
abs. power (W)	1900
weight (Kg)	10,4
packing dim. (cm)	38 x 29 h 56
pcs for pallet	24

Load Q.ty: 20'=456 40'=960 40' HQ=1116

Available also 110/120V - 60Hz version: 1500 psi - 1.55 GPM (USA) - 1400W



**Predator 150**

**STANDARD EQUIPMENT**



- Three pistons, aluminium pump head with built-in by-pass valve
- Built-in detergent tank for direct suction
- Automatic Stop System
- Hose-holder
- Ergonomic handle
- Accessory storage facility
- Standard set of accessories
- Turbo lance
- Rotary brush
- Patio cleaner

code	36051-00020
barcode	8013298211302
max pressure (bar)	150
max delivery rate (l/h)	450
abs. power (W)	2100
weight (Kg)	10,4
packing dim. (cm)	37 x 37 h 56
pcs for pallet	18

Load Q.ty: 20'=360 40'=744 40' HQ=868

Available also 110/120V - 60Hz version: 1600 psi - 1.80 GPM (USA) - 1500W



**Predator 160**

**STANDARD EQUIPMENT**



- Three pistons, aluminium pump head with built-in by-pass valve
- Built-in detergent tank for direct suction
- Hose-reel
- Automatic Stop System
- Ergonomic handle
- Accessory storage facility
- Standard set of accessories
- Turbo lance
- Rotary brush
- Fixed brush
- Patio cleaner

code	36051-00021
barcode	8013298211319
max pressure (bar)	160
max delivery rate (l/h)	510
abs. power (W)	2500
weight (Kg)	12,4
packing dim. (cm)	39 x 39 h 61
pcs for pallet	18

Load Q.ty: 20'=255 40'=545 40' HQ=600

Available also 110/120 - 60Hz version: 1800 psi - 1.90 GPM (USA) - 1600W





### Space 150

- Three pistons, aluminium pump head with built-in by-pass valve
- Automatic Stop System
- Hose-holder
- Ergonomic handle
- Accessory storage facility
- Standard set of accessories
- Turbo lance

code	36058-00005
barcode	8013298207145
max pressure (bar)	150
max delivery rate (l/h)	450
abs. power (W)	2100
weight (Kg)	10
packing dim. (cm)	38 x 30 h 57
pcs for pallet	24

Load Q.ty: 20'=450 40'=932 40' HQ=1060

Available also 110/120V - 60Hz version: 1500 psi - 1.55 GPM (USA) - 1400W



#### STANDARD EQUIPMENT



### Space 160

- Three pistons, aluminium pump head with built-in by-pass valve
- Built-in detergent tank for direct suction
- Automatic Stop System
- Hose-reel
- Ergonomic handle
- Accessory storage facility
- Standard set of accessories
- Turbo lance

code	36058-00001
barcode	8013298205196
max pressure (bar)	160
max delivery rate (l/h)	510
abs. power (W)	2500
weight (Kg)	10
packing dim. (cm)	30 x 38 h 57
pcs for pallet	24

Load Q.ty: 20'=450 40'=932 40' HQ=1060

Available also 110/120V - 60Hz version: 1600 psi - 1.80 GPM (USA) - 1500W

On request available also version with hose-reel in pressure



#### STANDARD EQUIPMENT



### Space 180

- Three pistons, aluminium pump head with built-in by-pass valve
- Built-in detergent tank for direct suction
- Hose-reel
- Automatic Stop System
- Ergonomic handle
- Accessory storage facility
- Standard set of accessories
- Turbo lance
- Rotary brush
- Fixed brush
- Patio cleaner

code	36058-00002
barcode	8013298205363
max pressure (bar)	180
max delivery rate (l/h)	510
abs. power (W)	2500
weight (Kg)	11,6
packing dim. (cm)	37 x 37 h 54
pcs for pallet	18

Load Q.ty: 20'=360 40'=744 40' HQ=874

Available also 110/120 - 60Hz version: 1800 psi - 1.90 GPM (USA) - 1600W

On request available also version with hose-reel in pressure



#### STANDARD EQUIPMENT







**Galaxy 140**

- Three pistons, aluminium pump head with built-in by-pass valve
- Automatic Stop System
- Hose-holder
- Ergonomic handle
- Accessory storage facility
- Standard set of accessories
- Turbo lance
- Rotary brush

code	36040-00078
barcode	8013298203413
max pressure (bar)	140
max delivery rate (l/h)	450
abs. power (W)	1900
weight (Kg)	10,4
packing dim. (cm)	38 x 30 h 57
pcs for pallet	24

Load Q.ty: 20'=450 40'=932 40' HQ=1060

Available also 110/120V - 60Hz version: 1500 psi - 1.55 GPM (USA) - 1400W



**STANDARD EQUIPMENT**



**Galaxy 150**

- Three pistons, aluminium pump head with built-in by-pass valve
- Automatic Stop System
- Hose-holder
- Ergonomic handle
- Accessory storage facility
- Standard set of accessories
- Turbo lance
- Rotary brush
- Patio cleaner

code	36040-00076
barcode	8013298203277
max pressure (bar)	150
max delivery rate (l/h)	450
abs. power (W)	2100
weight (Kg)	10,4
packing dim. (cm)	29,5 x 39,5 h 58
pcs for pallet	24

Load Q.ty: 20'=432 40'=892 40' HQ=1008

Available also 110/120V - 60Hz version: 1600 psi - 1.80 GPM (USA) - 1500W



**STANDARD EQUIPMENT**



**Galaxy 160**

- Three pistons, aluminium pump head with built-in by-pass valve
- Hose-reel
- Automatic Stop System
- Ergonomic handle
- Accessory storage facility
- Standard set of accessories
- Turbo lance
- Rotary brush
- Fixed brush
- Patio cleaner

code	36040-00077
barcode	8013298203406
max pressure (bar)	160
max delivery rate (l/h)	510
abs. power (W)	2500
weight (Kg)	12,4
packing dim. (cm)	37 x 37 h 54
pcs for pallet	18

Load Q.ty: 20'=360 40'=744 40' HQ=874

Available also 110/120 - 60Hz version: 1800 psi - 1.90 GPM (USA) - 1600W



**STANDARD EQUIPMENT**





### Stargate 150

- Three pistons, aluminium pump head with built-in by-pass valve
- Automatic Stop System
- Hose-holder
- Ergonomic handle
- Accessory storage facility
- Standard set of accessories
- Turbo lance

code	36058-00040
barcode	8013298211777
max pressure (bar)	150
max delivery rate (l/h)	450
abs. power (W)	2100
weight (Kg)	10
packing dim. (cm)	38 x 30 h 57
pcs for pallet	24

Load Q.ty: 20'=450 40'=932 40' HQ=1060

Available also 110/120V - 60Hz version: 1500 psi - 1.55 GPM (USA) - 1400W



#### STANDARD EQUIPMENT



### Stargate 160

- Three pistons, aluminium pump head with built-in by-pass valve
- Automatic Stop System
- Hose-reel
- Ergonomic handle
- Accessory storage facility
- Standard set of accessories
- Turbo lance
- Built-in detergent tank for direct suction

code	36058-00039
barcode	8013298211760
max pressure (bar)	160
max delivery rate (l/h)	510
abs. power (W)	2500
weight (Kg)	10
packing dim. (cm)	30 x 38 h 57
pcs for pallet	24

Load Q.ty: 20'=450 40'=932 40' HQ=1060

Available also 110/120V - 60Hz version: 1600 psi - 1.80 GPM (USA) - 1500W

On request available also version with hose-reel in pressure



#### STANDARD EQUIPMENT



### Stargate 180

- Three pistons, aluminium pump head with built-in by-pass valve
- Built-in detergent tank for direct suction
- Hose-reel
- Automatic Stop System
- Ergonomic handle
- Accessory storage facility
- Standard set of accessories
- Turbo lance
- Rotary brush
- Fixed brush
- Patio cleaner

code	36058-00041
barcode	8013298211784
max pressure (bar)	180
max delivery rate (l/h)	510
abs. power (W)	2500
weight (Kg)	11,6
packing dim. (cm)	37 x 37 h 54
pcs for pallet	18

Load Q.ty: 20'=360 40'=744 40' HQ=874

Available also 110/120 - 60Hz version: 1800 psi - 1.90 GPM (USA) - 1600W

On request available also version with hose-reel in pressure



#### STANDARD EQUIPMENT





**Epic 150**

- Three pistons, aluminium pump head with built-in by-pass valve
- Automatic Stop System
- Hose-holder
- Ergonomic handle
- Accessory storage facility
- Standard set of accessories
- Turbo lance

code	on request
barcode	-
max pressure (bar)	150
max delivery rate (l/h)	450
abs. power (W)	2100
weight (Kg)	10
packing dim. (cm)	38 x 30 h 57
pcs for pallet	24

Load Q.ty: 20'=450 40'=932 40' HQ=1060

Available also 110/120V - 60Hz version: 1500 psi - 1.55 GPM (USA) - 1400W



**STANDARD EQUIPMENT**



**Epic 160**

- Three pistons, aluminium pump head with built-in by-pass valve
- Built-in detergent tank for direct suction
- Automatic Stop System
- Hose-reel
- Ergonomic handle
- Accessory storage facility
- Standard set of accessories
- Turbo lance

code	on request
barcode	-
max pressure (bar)	160
max delivery rate (l/h)	510
abs. power (W)	2500
weight (Kg)	11
packing dim. (cm)	38 x 30 h 57
pcs for pallet	24

Load Q.ty: 20'=450 40'=932 40' HQ=1060

Available also 110/120V - 60Hz version: 1600 psi - 1.80 GPM (USA) - 1500W



**STANDARD EQUIPMENT**



**Epic 180**

- Three pistons, aluminium pump head with built-in by-pass valve
- Hose-reel
- Automatic Stop System
- Ergonomic handle
- Accessory storage facility
- Standard set of accessories
- Turbo lance
- Patio cleaner

code	36040-00221
barcode	8013298215317
max pressure (bar)	180
max delivery rate (l/h)	510
abs. power (W)	2400
weight (Kg)	12
packing dim. (cm)	29,5 x 39,5 h 58
pcs for pallet	24

Load Q.ty: 20'=432 40'=892 40' HQ=1008

Available also 110/120V - 60Hz version: 1600 psi - 1.80 GPM (USA) - 1500W



**STANDARD EQUIPMENT**





### STM 140

- Three pistons, aluminium pump head with built-in by-pass valve
- Automatic Stop System
- Hose-holder
- Ergonomic handle
- Accessory storage facility
- Standard set of accessories
- Turbo lance
- Rotary brush

code	36040-00001
barcode	8013298168941
max pressure (bar)	140
max delivery rate (l/h)	450
abs. power (W)	1900
weight (Kg)	8,9
packing dim. (cm)	59,5 x 26,5 h 31
pcs for pallet	36

Load Q.ty: 20'=546 40'=1148 40' HQ=1312

Available also 110/120V - 60Hz version: 1500 psi - 1.55 GPM (USA) - 1400W



#### STANDARD EQUIPMENT



### STM 150

- Three pistons, aluminium pump head with built-in by-pass valve
- Automatic Stop System
- Hose-holder
- Ergonomic handle
- Accessory storage facility
- Standard set of accessories
- Turbo lance
- Rotary brush
- Patio cleaner

code	36040-00079
barcode	8013298203451
max pressure (bar)	150
max delivery rate (l/h)	450
abs. power (W)	2100
weight (Kg)	10,1
packing dim. (cm)	29,5 x 39,5 h 58
pcs for pallet	24

Load Q.ty: 20'=432 40'=892 40' HQ=1008

Available also 110/120V - 60Hz version: 1600 psi - 1.80 GPM (USA) - 1500W



#### STANDARD EQUIPMENT



### STM 160

- Three pistons, aluminium pump head with built-in by-pass valve
- Hose-reel
- Automatic Stop System
- Ergonomic handle
- Accessory storage facility
- Standard set of accessories
- Turbo lance
- Rotary brush
- Fixed brush
- Patio cleaner

code	36040-00004
barcode	8013298168965
max pressure (bar)	160
max delivery rate (l/h)	510
abs. power (W)	2500
weight (Kg)	12,4
packing dim. (cm)	37 x 37 h 54
pcs for pallet	18

Load Q.ty: 20'=360 40'=744 40' HQ=874

Available also 110/120 - 60Hz version: 1800 psi - 1.90 GPM (USA) - 1600W



#### STANDARD EQUIPMENT



**Prime 155**

**STANDARD EQUIPMENT**



- Three pistons, aluminium pump head with built-in by-pass valve
- Built-in detergent tank for direct suction
- Hose-reel
- Automatic Stop System
- Ergonomic handle
- Accessory storage facility
- Standard set of accessories
- Turbo lance
- Rotary brush
- Patio cleaner

code	36050-00001
barcode	8013298202430
max pressure (bar)	155
max delivery rate (l/h)	450
abs. power (W)	2100
weight (Kg)	1,5
packing dim. (cm)	40,5 x 40,5 h 70
pcs for pallet	18



Load Q.ty: 20'=210 40'=435 40' HQ=522

Available also 110/120V - 60Hz version: 1600 psi max - 1.80 GPM (USA) max - 1500W



**Prime 165**

**STANDARD EQUIPMENT**



- Three pistons, aluminium pump head with built-in by-pass valve
- Built-in detergent tank for direct suction
- Hose-reel
- Automatic Stop System
- Ergonomic handle
- Accessory storage facility
- Standard set of accessories
- Turbo lance
- Rotary brush
- Patio cleaner
- Pipe cleaning hose 6 m.

code	36050-00002
barcode	8013298202447
max pressure (bar)	165
max delivery rate (l/h)	510
abs. power (W)	2500
weight (Kg)	1,5,6
packing dim. (cm)	40,5 x 40,5 h 70
pcs for pallet	18



Load Q.ty: 20'=210 40'=435 40' HQ=522

Available also 110/120V - 60Hz version: 1800 psi max - 1.90 GPM (USA) max - 1600W



### Jet 60

- Three pistons, aluminium pump head with built-in by-pass valve
- Automatic Stop System
- Standard set of accessories

**NEW**



code	-
barcode	-
max pressure (bar)	60
max delivery rate (l/h)	240
abs. power (W)	1000
weight (Kg)	4
packing dim. (cm)	40 x25,5 h 31
pcs for pallet	60



#### STANDARD EQUIPMENT



### Hero 105

- Low maintenance motor
- Three pistons, aluminium pump head with built-in by-pass valve
- Automatic Stop System
- Standard set of accessories
- Ergonomic handle



code	36057-00001
barcode	8013298208654
max pressure (bar)	105
max delivery rate (l/h)	300
abs. power (W)	850
weight (Kg)	6
packing dim. (cm)	40 x25,5 h 31
pcs for pallet	60

Load Q.ty: 20'=898 40'=1878 40' HC=2148



#### STANDARD EQUIPMENT



**BRUSHLESS  
INDUCTION  
MOTOR POWERED**



### Split 120

- Low maintenance motor
- Three pistons, aluminium pump head with built-in by-pass valve
- Automatic Stop System
- Ergonomic handle
- Standard set of accessories
- External detergent suction probe



code	36056-00001
barcode	8013298204441
max pressure (bar)	120
max delivery rate (l/h)	360
abs. power (W)	1800
weight (Kg)	12
packing dim. (cm)	40 x 24 h 33
pcs for pallet	60

Load Q.ty: 20'=868 40'=1778 40' HC=2032

Available also 110/120V - 60Hz version: 1800 psi - 1.6 GPM (USA) - 1600W



#### STANDARD EQUIPMENT



**BRUSHLESS  
INDUCTION  
MOTOR POWERED**



**LVR5 140**

STANDARD EQUIPMENT



- Low maintenance motor
- Three pistons, aluminium pump head with built-in by-pass valve
- Hose-holder
- Telescopic handle
- Automatic Stop System
- Built-in detergent tank for direct suction
- Accessory storage facility
- Turbo lance

code	36064-00004
barcode	8013298214075
max pressure (bar)	140
max delivery rate (l/h)	390
abs. power (W)	2000
weight (Kg)	14
packing dim. (cm)	38 x 30 h 57
pcs for pallet	24

Load Q.ty: 20'=452 40'=932 40' HQ=1060  
Available also 110V-60Hz version on request



**BRUSHLESS  
INDUCTION  
MOTOR POWERED**



**LVR5 145**

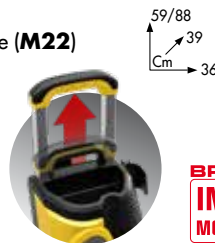
STANDARD EQUIPMENT



- Low maintenance motor
- Three pistons, aluminium pump head with built-in by-pass valve
- Hose-holder
- Telescopic handle
- Automatic Stop System
- Built-in detergent tank for direct suction
- Accessory storage facility
- Professional hose R1
- Professional metal lance (M22)
- Turbo lance (M22)

code	36064-00005
barcode	8013298214082
max pressure (bar)	145
max delivery rate (l/h)	450
abs. power (W)	2200
weight (Kg)	15,5
packing dim. (cm)	38 x 30 h 57
pcs for pallet	24

Load Q.ty: 20'=452 40'=932 40' HQ=1060  
Available also 110V-60Hz version on request



**BRUSHLESS  
INDUCTION  
MOTOR POWERED**



**LVR5 Plus 150 Digit**

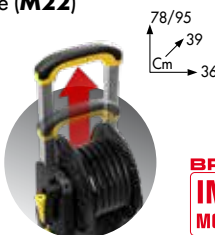
STANDARD EQUIPMENT



- Low maintenance motor
- Three pistons, **brass pump head** with built-in by-pass valve
- Digital Control System
- Hose-reel in pressure
- Telescopic handle
- Automatic Stop System
- Built-in detergent tank for direct suction
- Professional metal lance (M22)
- Professional hose R1
- Turbo lance (M22)

code	36064-00007
barcode	8013298214419
max pressure (bar)	150
max delivery rate (l/h)	450
abs. power (W)	2300
weight (Kg)	18
packing dim. (cm)	37 x 37 h 67
pcs for pallet	18

Load Q.ty: 20'=270 40'=558 40' HQ=740  
Available also 110V-60Hz version on request



**BRUSHLESS  
INDUCTION  
MOTOR POWERED**



### Pascal 20



- Low maintenance motor
- Three pistons, aluminium pump head with built-in by-pass valve
- Automatic Stop System
- Hose-reel
- Ergonomic handle
- Built-in detergent tank for direct suction
- Accessory storage facility
- Standard set of accessories
- Turbo lance

code	36052-00002
barcode	8013298206766
max pressure (bar)	140
max delivery rate (l/h)	400
abs. power (W)	2100
weight (Kg)	15,5
packing dim. (cm)	37 x 37 h 56
pcs for pallet	18

Load Q.ty: 20'=360 40'=744 40' HQ=868  
Available also Pascal 20 with patio cleaner 36052-00007

Available also 110V-60Hz version on request



**BRUSHLESS  
INDUCTION  
MOTOR POWERED**

#### STANDARD EQUIPMENT



### Pascal 20 Plus



- Low maintenance motor
- Three pistons, aluminium pump head with built-in by-pass valve
- Automatic Stop System
- Hose-reel
- Ergonomic handle
- Accessory storage facility
- Standard set of accessories
- Turbo nozzle
- Set of 4 nozzles

code	36052-00005
barcode	8013298207374
max pressure (bar)	140
max delivery rate (l/h)	400
abs. power (W)	2100
weight (Kg)	16
packing dim. (cm)	37 x 37 h 56
pcs for pallet	18

Load Q.ty: 20'=360 40'=744 40' HQ=868

Available also 110V-60Hz version on request



**BRUSHLESS  
INDUCTION  
MOTOR POWERED**

#### STANDARD EQUIPMENT



### Pascal 23 Pro



- Low maintenance motor
- Three pistons, **brass pump head** with built-in by-pass valve
- Automatic Stop System
- Hose-reel in pressure
- Ergonomic handle
- Built-in detergent tank for direct suction
- Accessory storage facility
- Professional metal lance (**M22**)
- Professional hose R1
- Turbo lance (**M22**)

code	36052-00036
barcode	8013298215188
max pressure (bar)	150
max delivery rate (l/h)	450
abs. power (W)	2300
weight (Kg)	18
packing dim. (cm)	37 x 37 h 56
pcs for pallet	18

Load Q.ty: 20'=360 40'=744 40' HQ=868

Available also 110V-60Hz version on request



**BRUSHLESS  
INDUCTION  
MOTOR POWERED**

#### STANDARD EQUIPMENT



**With hose-reel in pressure**







**Ikon 140**

- Low maintenance motor
- Three pistons, aluminium pump head with built-in by-pass valve
- Automatic Stop System
- Hose-holder
- Ergonomic handle
- Accessory storage facility
- Standard set of accessories
- Turbo lance

code	36059-00001
barcode	8013298205769
max pressure (bar)	140
max delivery rate (l/h)	360
abs. power (W)	2000
weight (Kg)	14,5
packing dim. (cm)	38 x 30 h 57
pcs for pallet	24

Load Q.ty: 20'=452 40'=932 40' HQ=1060  
Available also 110V-60Hz version on request



**STANDARD EQUIPMENT**



**BRUSHLESS  
INDUCTION  
MOTOR POWERED**



**Ikon 160 Plus**

- Low maintenance motor
- Three pistons, aluminium pump head with built-in by-pass valve
- Built-in detergent tank for direct suction
- Automatic Stop System
- Hose-reel in pressure
- Ergonomic handle
- Accessory storage facility
- Turbo lance

code	36059-00006
barcode	8013298207893
max pressure (bar)	160
max delivery rate (l/h)	390
abs. power (W)	2200
weight (Kg)	15,5
packing dim. (cm)	38 x 30 h 57
pcs for pallet	24

Load Q.ty: 20'=452 40'=932 40' HQ=1060  
Available also without hose reel in pressure 36059-00002  
Available also 110V-60Hz version on request



**STANDARD EQUIPMENT**



**BRUSHLESS  
INDUCTION  
MOTOR POWERED**



**Ikon 200 EXTREME**

- Low maintenance motor
- Three pistons, aluminium pump head with built-in by-pass valve
- Built-in detergent tank for direct suction
- Automatic Stop System
- Hose-reel in pressure
- Ergonomic handle
- Accessory storage facility
- Professional metal lance (M22)
- Professional hose R1
- Set 4 nozzles
- Turbo nozzle

code	36059-00021
barcode	8013298209446
max pressure (bar)	200
max delivery rate (l/h)	300
abs. power (W)	2300
weight (Kg)	18
packing dim. (cm)	38 x 30 h 57
pcs for pallet	24

Load Q.ty: 20'=452 40'=932 40' HQ=1060  
Available also 110V-60Hz version on request



**STANDARD EQUIPMENT**



**BRUSHLESS  
INDUCTION  
MOTOR POWERED**



**With hose-reel in pressure**

**With hose-reel in pressure**



### Cruiser 140

- Low maintenance motor
- Three pistons, aluminium pump head with built-in by-pass valve
- Automatic Stop System
- Hose-holder
- Ergonomic handle
- Accessory storage facility
- Standard set of accessories
- Turbo lance

code	36059-00046
barcode	8013298211791
max pressure (bar)	140
max delivery rate (l/h)	360
abs. power (W)	2000
weight (Kg)	14,5
packing dim. (cm)	38 x 30 h 57
pcs for pallet	24

Load Q.ty: 20'=452 40'=932 40' HQ=1060  
Available also 110V-60Hz version on request



#### STANDARD EQUIPMENT



**BRUSHLESS**  
**INDUCTION**  
**MOTOR POWERED**



### Cruiser 140 PRO

- Low maintenance motor
- Three pistons, aluminium pump head with built-in by-pass valve
- Automatic Stop System
- Hose-holder
- Ergonomic handle
- Accessory storage facility
- Professional metal lance (M22)
- Professional hose R1
- Turbo lance (M22)

code	36059-00070
barcode	8013298213795
max pressure (bar)	140
max delivery rate (l/h)	450
abs. power (W)	2200
weight (Kg)	17
packing dim. (cm)	38 x 30 h 57
pcs for pallet	24

Load Q.ty: 20'=452 40'=932 40' HQ=1060  
Available also 110V-60Hz version on request



#### STANDARD EQUIPMENT



**BRUSHLESS**  
**INDUCTION**  
**MOTOR POWERED**



### Cruiser 150 PRO

- Low maintenance motor
- Three pistons, **brass pump head** with built-in by-pass valve
- Built-in detergent tank for direct suction
- Automatic Stop System
- Hose-reel in pressure
- Ergonomic handle
- Accessory storage facility
- Professional metal lance (M22)
- Patio cleaner
- Professional hose R1
- Turbo lance (M22)

code	on request
barcode	-
max pressure (bar)	150
max delivery rate (l/h)	450
abs. power (W)	2300
weight (Kg)	19
packing dim. (cm)	38 x 30 h 57
pcs for pallet	24

Load Q.ty: 20'=308 40'=672 40' HQ=768  
Available also 110V-60Hz version on request



#### STANDARD EQUIPMENT



**With hose-reel in pressure**

**BRUSHLESS**  
**INDUCTION**  
**MOTOR POWERED**





**Cruiser 160 Plus**

- Low maintenance motor
- Three pistons, aluminium pump head with built-in by-pass valve
- Built-in detergent tank for direct suction
- Automatic Stop System
- Hose-reel in pressure
- Ergonomic handle
- Accessory storage facility
- Turbo lance

code	36059-00047
barcode	8013298211807
max pressure (bar)	160
max delivery rate (l/h)	390
abs. power (W)	2200
weight (Kg)	15,5
packing dim. (cm)	38 x 30 h 57
pcs for pallet	24

Load Q.ty: 20'=452 40'=932 40' HQ=1060  
Available also 110V-60Hz version on request



**STANDARD EQUIPMENT**



With hose-reel in pressure



**BRUSHLESS INDUCTION MOTOR POWERED**

**Cruiser 160 Plus with patio cleaner**

- Low maintenance motor
- Three pistons, aluminium pump head with built-in by-pass valve
- Built-in detergent tank for direct suction
- Automatic Stop System
- Hose-reel in pressure
- Ergonomic handle
- Accessory storage facility
- Turbo lance
- Patio cleaner

code	36059-00054
barcode	8013298212026
max pressure (bar)	160
max delivery rate (l/h)	390
abs. power (W)	2200
weight (Kg)	15,5
packing dim. (cm)	37 x 37 h 54
pcs for pallet	18

Load Q.ty: 20'=452 40'=932 40' HQ=1060  
Available also 110V-60Hz version on request



**STANDARD EQUIPMENT**



With hose-reel in pressure



**BRUSHLESS INDUCTION MOTOR POWERED**

**Cruiser 200 EXTREME**

- Low maintenance motor
- Three pistons, aluminium pump head with built-in by-pass valve
- Built-in detergent tank for direct suction
- Automatic Stop System
- Hose-reel in pressure
- Ergonomic handle
- Accessory storage facility
- Professional metal lance (M22)
- Professional hose R1
- Set 4 nozzles
- Turbo nozzle

code	36059-00048
barcode	8013298211838
max pressure (bar)	200
max delivery rate (l/h)	300
abs. power (W)	2300
weight (Kg)	18
packing dim. (cm)	38 x 30 h 57
pcs for pallet	24

Load Q.ty: 20'=452 40'=932 40' HQ=1060  
Available also 110V-60Hz version on request



**STANDARD EQUIPMENT**



With hose-reel in pressure



**BRUSHLESS INDUCTION MOTOR POWERED**



### Rhino 140

- Low maintenance motor
- Three pistons, aluminium pump head with built-in by-pass valve
- Automatic Stop System
- Hose-holder
- External detergent suction probe
- Accessory storage facility
- Standard set of accessories
- Turbo lance



code	36056-00006
barcode	8013298205219
max pressure (bar)	140
max delivery rate (l/h)	390
abs. power (W)	2200
weight (Kg)	18,30
packing dim. (cm)	60 x 37 h 47,5
pcs for pallet	24

Load Q.ty: 20'=176 40'=384 40' HC=480

Available also 110/120V - 60Hz version: 1700 psi - 1.5 GPM (USA) - 1500W



**BRUSHLESS**  
**INDUCTION**  
**MOTOR POWERED**

#### STANDARD EQUIPMENT



### Rhino 150

- Low maintenance motor
- Three pistons, aluminium pump head with built-in by-pass valve
- Automatic Stop System
- External detergent suction probe
- Hose-reel
- Ergonomic handle
- Accessory storage facility
- Turbo lance



code	36056-00004
barcode	8013298205059
max pressure (bar)	150
max delivery rate (l/h)	390
abs. power (W)	2200
weight (Kg)	19,40
packing dim. (cm)	60 x 37 h 47,5
pcs for pallet	24

Load Q.ty: 20'=176 40'=384 40' HC=480

Available also 110/120V - 60Hz version: 1800 psi - 1.6 GPM (USA) - 1600W



**BRUSHLESS**  
**INDUCTION**  
**MOTOR POWERED**

#### STANDARD EQUIPMENT



### Vertigo 22

- Low maintenance motor
- Three pistons, aluminium pump head with built-in by-pass valve
- Built-in detergent tank for direct suction
- Automatic Stop System
- Hose-holder
- Accessory storage facility
- Standard set of accessories
- Turbo lance
- Fixed brush



code	36048-00001
barcode	8013298201198
max pressure (bar)	150
max delivery rate (l/h)	400
abs. power (W)	2200
weight (Kg)	17
packing dim. (cm)	40,5 x 40,5 h 60
pcs for pallet	18

Load Q.ty: 20'=198 40'=432 40' HC=N.A.



**BRUSHLESS**  
**INDUCTION**  
**MOTOR POWERED**

#### STANDARD EQUIPMENT





**NEW**

**Shadow 26**

- Low maintenance motor
- Three pistons, aluminium pump head with built-in by-pass valve
- Automatic Stop System
- Built-in detergent tank for direct suction
- Hose-holder
- Accessory storage facility
- Standard set of accessories

code	-
barcode	-
max pressure (bar)	170
max delivery rate (l/h)	530
abs. power (W)	2600
weight (Kg)	23
packing dim. (cm)	40,5 x 40,5 h 60
pcs for pallet	18

Q.ty: 20'=198 40'=432 40' HC=N.A.



**BRUSHLESS  
INDUCTION  
MOTOR POWERED**

**STANDARD EQUIPMENT**



**NEW**

**Shadow 28**

- Low maintenance motor
- Three pistons, **brass pump head** with built-in by-pass valve
- Built-in detergent tank for direct suction
- Automatic Stop System
- Hose-reel in pressure
- Accessory storage facility
- Turbo lance
- Fixed brush
- Rotary brush
- Set of 4 nozzles

code	-
barcode	-
max pressure (bar)	180
max delivery rate (l/h)	510
abs. power (W)	2800
weight (Kg)	23,5
packing dim. (cm)	40,5 x 40,5 h 60
pcs for pallet	18

Q.ty: 20'=198 40'=432 40' HC=N.A.



**BRUSHLESS  
INDUCTION  
MOTOR POWERED**

**STANDARD EQUIPMENT**



**With hose-reel in pressure**



**NEW**

**Shadow 28 PRO**

- Low maintenance motor
- Three pistons, **brass pump head** with built-in by-pass valve
- Automatic Stop System
- Built-in detergent tank for direct suction
- Professional hose RI
- Hose-reel in pressure
- Accessory storage facility
- Professional metal lance (**M22**)
- Turbo lance (**M22**)

code	-
barcode	-
max pressure (bar)	180
max delivery rate (l/h)	510
abs. power (W)	2800
weight (Kg)	25
packing dim. (cm)	40,5 x 40,5 h 60
pcs for pallet	18

Q.ty: 20'=198 40'=432 40' HC=N.A.



**BRUSHLESS  
INDUCTION  
MOTOR POWERED**

**STANDARD EQUIPMENT**



**With hose-reel in pressure**





### Vertigo 26

- Low maintenance motor
- Three pistons, aluminium pump head with built-in by-pass valve
- Automatic Stop System
- Built-in detergent tank for direct suction
- Hose-holder
- Accessory storage facility
- Standard set of accessories

code	36048-00067
barcode	8013298211852
max pressure (bar)	170
max delivery rate (l/h)	530
abs. power (W)	2600
weight (Kg)	23
packing dim. (cm)	40,5 x 40,5 h 60
pcs for pallet	18

Q.ty: 20'=198 40'=432 40' HC= N.A.

Floor loaded not available.



**BRUSHLESS  
INDUCTION  
MOTOR POWERED**

#### STANDARD EQUIPMENT



### Vertigo 28

- Low maintenance motor
- Three pistons, **brass pump head** with built-in by-pass valve by-pass valve
- Built-in detergent tank for direct suction
- Automatic Stop System
- Hose-reel in pressure
- Accessory storage facility
- Turbo lance
- Fixed brush
- Rotary brush
- Set of 4 nozzles

code	36048-00003
barcode	8013298201211
max pressure (bar)	180
max delivery rate (l/h)	510
abs. power (W)	2800
weight (Kg)	23,5
packing dim. (cm)	40,5 x 40,5 h 60
pcs for pallet	18

Q.ty: 20'=198 40'=432 40' HC=N.A.

Floor loaded not available.



**BRUSHLESS  
INDUCTION  
MOTOR POWERED**

#### STANDARD EQUIPMENT



### Vertigo 28 PRO

- Low maintenance motor
- Three pistons, **brass pump head** with built-in by-pass valve
- Automatic Stop System
- Built-in detergent tank for direct suction
- Professional hose R1
- Hose-reel in pressure
- Accessory storage facility
- Professional metal lance (**M22**)
- Turbo lance (**M22**)

code	36048-00064
barcode	8013298211531
max pressure (bar)	180
max delivery rate (l/h)	510
abs. power (W)	2800
weight (Kg)	25
packing dim. (cm)	40,5 x 40,5 h 60
pcs for pallet	18

Q.ty: 20'=198 40'=432 40' HC=N.A.

Floor loaded not available.



**BRUSHLESS  
INDUCTION  
MOTOR POWERED**

#### STANDARD EQUIPMENT



**With hose-reel  
in pressure**



**High pressure cleaners with combustion engine**



**Cleaning freedom:** wash whatever you want, whenever you need without electricity. With Independent and Lander series it is possible. Thanks to their powerful combustion engines, these machines do not require any electrical power supply. Their sturdy frames and large wheels make their transport easy even on challenging surfaces. This range is recommended for washing vehicles, external areas, boats, patios etc.

**Lander 2800**

**STANDARD EQUIPMENT**



- Unleaded gasoline engine
- Easy start system
- Built-in detergent tank for direct suction
- Three pistons, aluminium pump head
- Accessory holder
- Hose-holder
- Professional hose R1
- Ergonomic handle
- Standard set of accessories (M22)
- Set 3 nozzles

code	36066-00048
barcode	8013298208715
max pressure (bar)	200
max delivery rate (l/h)	690
RPM	3600 - 4 stroke
motor power (hp)	6,5
weight (Kg)	30,5
packing dim. (cm)	55 x 53 h 59
pcs for pallet	12



Q.ty: 20'=120 40'=240 40' HC=320

Floor loaded not available.



**Lander 3000**

**STANDARD EQUIPMENT**



- Unleaded gasoline engine
- Three pistons, **brass pump head**
- Accessory holder
- Built-in detergent tank for direct suction
- Hose-holder
- Ergonomic handle
- Standard set of accessories (M22)
- Professional hose R1
- 3 mt garden hose
- Set 3 nozzles

code	36066-00049
barcode	8013298208739
max pressure (bar)	210
max delivery rate (l/h)	690
RPM	3600 - 4 stroke
motor power (hp)	6,5
weight (Kg)	32
packing dim. (cm)	55 x 53 h 59
pcs for pallet	12



Q.ty: 20'=120 40'=240 40' HC=320

Floor loaded not available.



### Independent 2700



- Unleaded gasoline engine
- Easy start system
- Three pistons, aluminium pump head
- Accessory holder
- Professional hose R1
- Hose-holder
- Ergonomic handle
- Standard set of accessories (M22)
- Set 5 nozzles

code	36066-00043
barcode	8013298205455
max pressure (bar)	200
max delivery rate (l/h)	600
RPM	3600 - 4 stroke
motor power (hp)	6,5
weight (Kg)	29
packing dim. (cm)	47 x 57 h 57
pcs for pallet	16

Q.ty: 20'=144 40'=288 40' HC=384

Floor loaded not available.



#### STANDARD EQUIPMENT



### Independent 2800



- Unleaded gasoline engine
- Three pistons, **brass pump head**
- Accessory holder
- Hose-holder
- Professional hose R1
- Ergonomic handle
- Standard set of accessories (M22)
- Professional hose R1
- 3 mt garden hose
- Set 5 nozzles

code	36066-00021
barcode	8013298169528
max pressure (bar)	200
max delivery rate (l/h)	690
RPM	3600 - 4 stroke
motor power (hp)	6,5
weight (Kg)	30
packing dim. (cm)	47 x 57 h 57
pcs for pallet	16

Q.ty: 20'=144 40'=288 40' HC=384

Floor loaded not available.



#### STANDARD EQUIPMENT



### Independent 3000



- Unleaded gasoline engine
- Three pistons, **brass pump head**
- Accessory holder
- Hose-holder
- Professional hose R1
- Ergonomic handle
- Standard set of accessories (M22)
- Professional hose R1
- 3 mt garden hose
- Set 5 nozzles

code	36066-00046
barcode	8013298207244
max pressure (bar)	220
max delivery rate (l/h)	630
RPM	3600 - 4 stroke
motor power (hp)	6,5
weight (Kg)	29,5
packing dim. (cm)	47 x 57 h 57
pcs for pallet	16

Q.ty: 20'=144 40'=288 40' HC=384

Floor loaded not available.



#### STANDARD EQUIPMENT





**High pressure cleaners accessories**

For all cold water high pressure cleaners, except Pascal 23 PRO, LVR5 145, LVR5 150, Ikon 200 extreme, Cruiser 200 extreme, Cruiser 140 PRO, Cruiser 150 PRO, Vertigo 28 PRO, Independent 2700/2800/3000, Lander 2800/3000

**NEW COMPLETE RANGE OF HIGH PRESSURE CLEANER ACCESSORIES WITH FULL COLOR BOX.**



	Code	Description
	On request	Adjustable pressure lance with full color box
	On request	High pressure curved lance - jet angle 30° with full color box
	On request	High pressure curved nozzle head - jet angle 180° with full color box
	On request	Suction hose with check valve with full color box
	On request	Mt 6 Pipe cleaning hose with quick connection with full color box
	On request	Mt 10 Pipe cleaning hose with quick connection with full color box
	On request	Brush for car rims washing with full color box
	On request	Fixed brush with full color box
	On request	Fixed soft brush with full color box
	On request	Fixed brush with full color box





On request	T-Fixed brush with full color box
On request	Rotary brush with full color box
On request	Articulated rotary brush with full color box
On request	Foam system with double regulation: jet size and detergent quantity with full color box
On request	Foam system pro line quick connection with full color box
On request	Foam system pro line cogetil connection with full color box



### Patio cleaner boxed Ø 25 with 4 adapter



Patio cleaner with full colour box **cod. 10001-10806** For all cold water high pressure cleaners, except Ikon 200 extreme, Cruiser 200 extreme, Marshall 2300, Independent 2300/2700/2800, Lander 2800/3000



### Patio cleaner boxed Ø 28



Patio cleaner with full colour box **cod. 10001-10803** For all cold water high pressure cleaners, except Ikon 200 extreme, Cruiser 200 extreme, Marshall 2300, Independent 2300/2700/2800, Lander 2800/3000



**Dozy 20XS**



- Silenced motor.
- Double electrical insulation.
- Suction system with by-pass cooling.
- Accessory storage facility.
- S.S. tank.
- Filter shaker
- Blowing function
- 4 pivoting wheels.
- Flex hose 1,5 m with valve.
- Washable filter.
- Power cable 5 m.

code	40035-00001
barcode	8013298068036
Power W	1000 (max 1200)
Column depress. mbar/kPa	180/18
Tank capacity l.	20
Suction air l/s	40
weight (Kg)	7
packing dim. (cm)	38,5 x 38,5 h 47
pcs for pallet	24

Load Q.ty: 20'=420 40'=870 40' HC=1008



**STANDARD EQUIPMENT**



**Dozy 30XS**



- Silenced motor.
- Double electrical insulation.
- Suction system with by-pass cooling.
- Accessory storage facility.
- S.S. tank.
- Filter shaker
- Blowing function
- 2 pivoting wheels.
- Flex hose 2 m with valve.
- Washable filter.
- Power cable 5 m.

code	40035-00003
barcode	8013298068234
Power W	1000 (max 1200)
Column depress. mbar/kPa	180/18
Tank capacity l.	30
Suction air l/s	40
weight (Kg)	8
packing dim. (cm)	38,5 x 38,5 h 65
pcs for pallet	18

Load Q.ty: 20'=316 40'=644 40' HC=716



**STANDARD EQUIPMENT**



**Dozy 30XES**




- Silenced motor.
- Double electrical insulation.
- Suction system with by-pass cooling.
- Accessory storage facility.
- S.S. tank.
- Filter shaker
- Blowing function
- 2 pivoting wheels.
- Flex hose 2 m with valve.
- Washable filter.
- Power cable 5 m.
- Power tools socket.

code	40035-00002
barcode	8013298068043
Power W	1000 (max 1200)
Column depress. mbar/kPa	180/18
Tank capacity l.	30
Suction air l/s	40
weight (Kg)	8,5
packing dim. (cm)	38,5 x 38,5 h 65
pcs for pallet	18

Load Q.ty: 20'=316 40'=644 40' HC=690



**STANDARD EQUIPMENT**



### DVC 12 PT

- Silenced motor.
- Double electrical insulation.
- Suction system with by-pass cooling.
- Accessory storage facility.
- Plastic tank.
- 4 pivoting wheels.
- Flex hose 1.5 m with valve.
- Cloth filter.
- Power cable 4 m.



code	40026-00003
barcode	8013298066698
Power W	1000 (max 1200)
Column depress. mbar/kPa	170/17
Tank capacity l.	12
Suction air l/s	40
weight (Kg)	4,5
packing dim. (cm)	36 x 36 h 34
pcs for pallet	54

Load Q.ty: 20'=576 40'=1152 40' HC=1344



#### STANDARD EQUIPMENT



### DVC 20 XT

- Silenced motor.
- Double electrical insulation.
- Suction system with by-pass cooling.
- Accessory storage facility.
- Stainless steel tank.
- Power cable holder.
- 4 pivoting wheels.
- Flex hose 1.5 m with valve.
- Washable filter.
- Power cable 4 m.
- Electrostatic shock inhibitor



code	40026-00001
barcode	8013298066605
Power W	1000 (max 1200)
Column depress. mbar/kPa	180/18
Tank capacity l.	20
Suction air l/s	40
weight (Kg)	5,1
packing dim. (cm)	38,5 x 38,5 h 34
pcs for pallet	30

Load Q.ty: 20'=540 40'=1080 40' HC=1260



#### STANDARD EQUIPMENT



Available also **DVC 30 XT**, 30 l. tank capacity, on request

### LVC 20 XS

- Silenced motor.
- Double electrical insulation.
- Suction system with by-pass cooling.
- **Filter cleaning system**
- Accessory storage facility.
- Stainless steel tank.
- Power cable holder.
- 4 wheels.
- Flex hose 2.5 m with valve.
- Washable filter.
- Power cable 4,5 m.



code	40042-00001
barcode	8013298040827
Power W	1200 (max 1400)
Column depress. mbar/kPa	180/18
Tank capacity l.	20
Suction air l/s	45
weight (Kg)	7,7
packing dim. (cm)	43,5 x 37 h 59
pcs for pallet	24

Load Q.ty: 20'=312 40'=648 40' HC=648



#### STANDARD EQUIPMENT



Available also **LVC 30 XS**, 30 l. tank capacity, code 40042-00002  
 Available also models with power tools socket:  
**LVC 20 XES** code on request | **LVC 30 XES** code on request



**Being Manufacturers: from experience to knowledge**



In the high-pressure cleaners market companies are divided in those who buy components to assemble products and manufacturers, who have a continuous R&D on all product components. LAVOR manufactures all high-pressure cleaners components entirely and this allows: to spread product knowledge, culture and experience inside the company; to check the entire manufacturing cycle; to adopt possible improvements immediately; better sensitivity to market request adjusting product range design in real time.

**NEW**




**KAB 1409 XP**

- Three steel pistons, **brass axial pump head** with built-in by-pass valve.
- Total Stop.
- Suction and delivery S. S. valves.
- Power cable holder.
- Accessory holder.

code	36147-00001
operating pressure bar	140 (max 180)
max delivery rate l/h	540
abs. power W/Voltage	2800 - 230V-50Hz
RPM	2800
weight	- Kg
packing dim.	32 x 40 h 36 cm
pcs for pallet	-

**STANDARD EQUIPMENT**



10002-12433



**10 m**  
00080-02389

Q.ty: 20'=198 40'=432 40' HC=432

Floor loaded not available.



**Maine 1409 XP**

- Three steel pistons, **brass axial pump head** with built-in by-pass valve.
- Suction and delivery S. S. valves.
- Integrated detergent suction with external suction probe.
- Power cable holder.
- High pressure hose holder (8m).
- Accessory holder.
- Ergonomic handle.

code	36091-00001
operating pressure bar	140 (max 180)
max delivery rate l/h	540
abs. power W/Voltage	2800 - 230V-50Hz
RPM	2800
weight	23 Kg
packing dim.	39 x 39 h 71 cm
pcs for pallet	12


**STANDARD EQUIPMENT**



00080-02541



**8 m**  
00080-02420



00080-02804

Q.ty: 20'=198 40'=432 40' HC=432

Floor loaded not available.

Optional 10001-12876 hose reel with hose 10 m



### Maine HR 1409 XP

#### STANDARD EQUIPMENT



- Three steel pistons, **brass axial pump head** with built-in by-pass valve.
- Suction and delivery S. S. valves.
- Integrated detergent suction with external suction probe.
- Power cable holder.
- Accessory holder.
- Ergonomic handle.
- **Hose-reel under pressure**
- **Full assembled**

code	36091-00016
operating pressure bar	140 (max 180)
max delivery rate l/h	540
abs. power W/Voltage	2800 - 230V~50Hz
RPM	2800
weight	26 Kg
packing dim.	39 x 39 h 71 cm
pcs for pallet	12

Q.ty: 20'=198 40'=432 40' HC=432

Floor loaded not available.



### Bolt 1510 LP

#### STANDARD EQUIPMENT



- 4 poles electrical motor (1450 RPM) with thermal protection
- Three ceramic coated pistons, **brass linear pump head** with built-in by-pass valve
- Suction and delivery S/S valves
- Total stop
- Safety valve for overpressure
- Integrated detergent suction with external suction probe
- Power cable (5 m)
- Pressure regulator
- Glycerine pressure gauge

code	36086-00027
operating pressure bar	30÷150
max delivery rate l/h	540
abs. power W/Voltage	2800 - 230V~50Hz
RPM	1450
weight	36 Kg
packing dim.	60 x 40 h 54 cm
pcs for pallet	12

Q.ty: 20'=132 40'=288 40' HC=384

Floor loaded not available.



#### Optional:

- 10002-08454 Hose reel with 10mt A.P. hose
- 10001-11604 Hose reel without A.P. hose



T.S. Total Stop

Available also: Bolt 1211 LP (36086-00005): 230V-50Hz - 120 bar (max 150) - 660 l/h - 2800W - 1450 RPM  
Bolt 1509 LP (36086-00006): 230V-50Hz - 150 bar - 540 l/h - 2800W - 1450 RPM

### Bosten 1510 LP

#### STANDARD EQUIPMENT



- Three ceramic coated pistons, **brass linear pump head** with built-in by-pass valve.
- Total stop
- Suction and delivery S. S. valves.
- Integrated detergent suction with external suction probe
- Stainless steel cover
- Pressure regulator.
- Glycerine pressure gauge.
- Accessory holder.
- Ergonomic handle.

code	36086-00053
operating pressure bar	30÷150
max delivery rate l/h	540
abs. power W/Voltage	2800 - 230V~50Hz
RPM	1450
weight	36 Kg
packing dim.	60 x 40 h 54 cm
pcs for pallet	12

Q.ty: 20'=132 40'=288 40' HC=384

Floor loaded not available.



#### Optional:

- 10002-08454 Hose reel with 10mt A.P. hose
- 10001-11604 Hose reel without A.P. hose



T.S. Total Stop

Available also: Bosten 1211 LP (on request): 230V-50Hz - 120 bar (max 150) - 660 l/h - 2800W - 1450 RPM  
Bosten 1509 LP (on request): 230V-50Hz - 150 bar - 540 l/h - 2800W - 1450 RPM

**Aral-R 1211 LP**

STANDARD EQUIPMENT



- 4 poles electrical motor (1450 RPM) with thermal protection
- Three ceramic coated pistons, **brass linear pump head** with built-in by-pass valve
- Suction and delivery S/S valves
- Safety valve for overpressure
- Integrated detergent suction with external suction probe
- Power cable (5 m)
- Pressure regulator
- Glicerine pressure gauge

code	36083-00021
operating pressure bar	30÷125
max delivery rate l/h	660
abs. power W/Voltage	3000 - 230V-50Hz
RPM	1450
weight	45 Kg
packing dim.	59 x 72 h 64 cm
pcs for pallet	6

Q.ty: 20'=66 40'=144 40' HC=144

Floor loaded not available.



Available also 60Hz versions:  
Aral-R 1211 on request: 220V-60Hz 1 ph. - 435÷1740 psi - 2.91 GPM - 3000W - 1700 RPM  
Aral-R 2013 on request: 220V-60Hz 3 ph. - 435÷1740 psi - 3.44 GPM - 6800W - 1700 RPM



**Aral-R 1711 LP**

STANDARD EQUIPMENT



- 4 poles electrical motor (1450 RPM) with thermal protection
- Three ceramic coated pistons, **brass linear pump head** with built-in by-pass valve
- Suction and delivery S/S valves
- Safety valve for overpressure
- Power cable (5 m)
- Pressure regulator
- Glicerine pressure gauge

code	36083-00058
operating pressure bar	30÷170
max delivery rate l/h	660
abs. power W/Voltage	3500 - 230V-50Hz
RPM	1450
weight	60 Kg
packing dim.	59 x 72 h 64 cm
pcs for pallet	6

Q.ty: 20'=66 40'=144 40' HC=144

Floor loaded not available.



Available also 60Hz versions:  
Aral-R 2013 on request: 400V-60Hz 3 ph. - 435÷1740 psi - 3.44 GPM - 6800W - 1700 RPM



**Aral-R 2015 LP**

STANDARD EQUIPMENT



- 4 poles electrical motor (1450 RPM) with thermal protection
- Three ceramic coated pistons, **brass linear pump head** with built-in by-pass valve
- Suction and delivery S/S valves
- Safety valve for overpressure
- Integrated detergent suction with external suction probe
- Power cable (5 m)
- Pressure regulator
- Glicerine pressure gauge

code	36083-00023
operating pressure bar	30÷200
max delivery rate l/h	900
abs. power W/Voltage	7000 - 400V~50Hz
RPM	1450
weight	60 Kg
packing dim.	59 x 72 h 64 cm
pcs for pallet	6

Q.ty: 20'=66 40'=144 40' HC=144

Floor loaded not available.



Available also Aral-R 1515 (8.660.0602C): 400V-50Hz - 150 bar - 900 l/h - 5000W - 1450 RPM  
Available also Aral-R 2517 (8.660.0624C): 400V-50Hz - 250 bar - 1020 l/h - 9400W - 1450 RPM

Available also 60Hz versions:  
Aral-R 2013 on request: 400V-60Hz 3 ph. - 435÷1740 psi - 3.44 GPM - 6800W - 1700 RPM





**Thermic 6,5**

- Unleaded gasoline engine
- Three S/S pistons, **brass linear pump head** with built-in by-pass valve
- By-pass thermal protection with safety valve
- Integrated detergent suction with external suction probe
- Pressure regulator
- Glycerine pressure gauge
- Accessory holder
- Hose-holder
- Ergonomic handle

code	36113-00027
operating pressure bar	30÷180 (max 210)
max delivery rate l/h	690
motor power hp	6,5
RPM	3600
weight (Kg)	38,5
packing dim. (cm)	47 x 57 h 57
pcs for pallet	16

Q.ty: 20'=144 40'=288 40' HC=384

Floor loaded not available.



STANDARD EQUIPMENT



**Thermic 9L**

- Unleaded gasoline engine
- Three ceramic pistons, **brass linear pump head** with built-in by-pass valve
- By-pass thermal protection with safety valve
- Integrated detergent suction with external suction probe
- Pressure regulator
- Glycerine pressure gauge
- Accessory holder
- Hose-holder
- Ergonomic handle

code	36113-00033
operating pressure bar	220 (max 250)
max delivery rate l/h	900
motor power hp	9
RPM	3400
weight	56 Kg
packing dim.	50 x 59 h 60 cm
pcs for pallet	12

Q.ty: 20'=108 40'=240 40' HC= N.A.

Floor loaded not available.



STANDARD EQUIPMENT





**NEW**



**T.S.** Total Stop

**Frome 1211 LP (Hot water H.P. cleaner)**

- 4 poles electrical motor (1450 RPM) with thermal protection
- Three stainless steel pistons with ceramic coating, brass linear pump head with built-in by-pass valve
- Suction and delivery S/S valves
- Vertical burner with high thermal efficiency steel coil
- Temperature regulation gauge
- Auxiliary motor for burner
- Integrated detergent suction with external suction probe
- Pressure regulator
- Glycerine pressure gauge with analogic controls
- Accessory holder
- Power cable holder (5m)
- Heavy duty steel frame

code	on request
operating pressure bar max	30÷110 (max 150)
max delivery rate l/h	660
abs. power W/Voltage	3000 - 230V~50Hz
RPM	1450
weight	125 Kg
packing dim.	120 x 74 h 101 cm
pcs for pallet	1

Q.ty: 20'=24 40'=54 40' HC=54

Floor loaded not available.



**STANDARD EQUIPMENT**



**NEW**



**T.S.** Total Stop

**Frome 1515 LP (Hot water H.P. cleaner)**

- 4 poles electrical motor (1450 RPM) with thermal protection
- Three full ceramic pistons, brass linear pump head with built-in by-pass valve
- Suction and delivery S/S valves
- Vertical burner with high thermal efficiency steel coil
- Temperature regulation gauge
- Auxiliary motor for burner
- Integrated detergent suction with external suction probe
- Pressure regulator
- Glycerine pressure gauge with analogic controls
- Accessory holder
- Power cable holder (5m)
- Heavy duty steel frame

code	on request
operating pressure bar max	30÷110 (max 150)
max delivery rate l/h	900
abs. power W/Voltage	5500 - 400V~50Hz
RPM	1450
weight	140 Kg
packing dim.	120 x 74 h 101 cm
pcs for pallet	1

Q.ty: 20'=24 40'=54 40' HC=54

Floor loaded not available.

Available also Frome 1813 (on request): 400V-50Hz - 180 bar - 780 l/h - 5500W - 1450 RPM



**STANDARD EQUIPMENT**



**NEW**



**T.S.** Total Stop

**Frome 2015 LP (Hot water H.P. cleaner)**

- 4 poles electrical motor (1450 RPM) with thermal protection
- Three full ceramic pistons, brass linear pump head with built-in by-pass valve
- Suction and delivery S/S valves
- Vertical burner with high thermal efficiency steel coil
- Temperature regulation gauge
- Auxiliary motor for burner
- Integrated detergent suction with external suction probe
- Pressure regulator
- Glycerine pressure gauge with analogic controls
- Accessory holder
- Power cable holder (5m)
- Heavy duty steel frame

code	on request
operating pressure bar max	30÷190 (max 200)
max delivery rate l/h	900
abs. power W/Voltage	7300 - 400V~50Hz
RPM	1450
weight	144,5 Kg
packing dim.	120 x 74 h 101 cm
pcs for pallet	1

Q.ty: 20'=24 40'=54 40' HC=54

Floor loaded not available.



**STANDARD EQUIPMENT**



**Heat 1211 LP (Hot water H.P. cleaner)**

STANDARD EQUIPMENT

**NEW**



- 4 poles electrical motor (1450 RPM) with thermal protection. Three pistons, brass linear pump head with built-in by-pass valve.
- Total Stop.
- Suction and delivery S. S. valves.
- Vertical burner with high thermal efficiency steel coil.
- Low pressure detergent flow with integrated detergent tank (optional).
- Auxiliary motor for burner air-cooling and two ways fuel pump.
- Temperature regulation gauge with high sensitive stainless steel sensor.
- Safety valve.
- Panel with analogic controls.
- **Hose reel (optional).**
- **Power led + low diesel light**

code	36078-00033
operating pressure bar max	30÷110 (max 150)
max delivery rate l/h	720
abs. power W/Voltage	3000 - 230V~50Hz
RPM	1450
weight	140 Kg
packing dim.	120 x 74 h 101 cm
pcs for pallet	1

Q.ty: 20'=24 40'=54 40' HC=54

Floor loaded not available.



**T.V.** Thermal Valve **T.S.** Total Stop



**Heat 1515 LP (Hot water H.P. cleaner)**

STANDARD EQUIPMENT

**NEW**



- 4 poles electrical motor (1450 RPM) with thermal protection. Three pistons, brass linear pump head with built-in by-pass valve.
- Total Stop.
- Suction and delivery S. S. valves.
- Vertical burner with high thermal efficiency steel coil.
- Low pressure detergent flow with integrated detergent tank (optional).
- Auxiliary motor for burner air-cooling and two ways fuel pump.
- Temperature regulation gauge with high sensitive stainless steel sensor.
- Safety valve.
- Panel with analogic controls.
- **Hose reel (optional).**
- **Power led + low diesel light**

code	36078-00034
operating pressure bar max	30÷150 (max 180)
max delivery rate l/h	900
abs. power W/Voltage	5500 - 400V~50Hz
RPM	1450
weight	140 Kg
packing dim.	120 x 74 h 101 cm
pcs for pallet	1

Q.ty: 20'=24 40'=54 40' HC=54

Floor loaded not available.



**T.V.** Thermal Valve **T.S.** Total Stop



**Heat 2015 LP (Hot water H.P. cleaner)**

STANDARD EQUIPMENT

**NEW**



- 4 poles electrical motor (1450 RPM) with thermal protection. Three ceramic pistons, brass linear pump head with built-in by-pass valve.
- Total Stop.
- Suction and delivery S. S. valves.
- Vertical burner with high thermal efficiency steel coil.
- Low pressure detergent flow with integrated detergent tank (optional).
- Auxiliary motor for burner air-cooling and two ways fuel pump.
- Temperature regulation gauge with high sensitive stainless steel sensor.
- Safety valve.
- Panel with analogic controls.
- **Hose reel (optional).**
- **Power led + low diesel light**

code	36078-00035
operating pressure bar max	30÷200 (max 210)
max delivery rate l/h	900
abs. power W/Voltage	7300 - 400V~50Hz
RPM	1450
weight	144,5 Kg
packing dim.	120 x 74 h 101 cm
pcs for pallet	1

Q.ty: 20'=24 40'=54 40' HC=54

Floor loaded not available.



**T.V.** Thermal Valve **T.S.** Total Stop



**Heat 2021 LP (Hot water H.P. cleaner)**

STANDARD EQUIPMENT

**NEW**



**T.V.** Thermal Valve **T.S.** Total Stop

- 4 poles electrical motor (1450 RPM) with thermal protection. Three ceramic pistons, brass linear pump head with built-in by-pass valve.
- Total Stop.
- Suction and delivery S. S. valves.
- Vertical burner with high thermal efficiency steel coil.
- Low pressure detergent flow with integrated detergent tank (optional).
- Auxiliary motor for burner air-cooling and two ways fuel pump.
- Temperature regulation gauge with high sensitive stainless steel sensor.
- Safety valve.
- Panel with analogic controls.
- **Hose reel (optional).**
- **Power led + low diesel light**

code	36078-00047
operating pressure bar max	30=200 (max 230)
max delivery rate l/h	1260
abs. power W/Voltage	9700 - 400V-50Hz
RPM	1450
weight	- Kg
packing dim.	120 x 74 h 101 cm
pcs for pallet	1

Q.ty: 20'=24 40'=54 40' HC=54

Floor loaded not available.



**Torrens 1211 LP (Hot water H.P. cleaner)**

STANDARD EQUIPMENT



- 4 poles electrical motor (1450 RPM) with thermal protection with built-in by-pass valve
- Suction and delivery S/S valve
- Total stop
- Power cable (m 5)
- Auxiliary motor for burner air-cooling and two ways fuel pump
- Temperature regulation gauge
- Glycerine pressure gauge
- Vertical burner with high thermal efficiency steel coil

code	36078-00001
operating pressure bar	30=110
max delivery rate l/h	660
abs. power W/Voltage	3000 - 230V-50Hz
RPM	1450
weight	140 Kg
packing dim.	120 x 74 h 101 cm
pcs for pallet	1

Q.ty: 20'=24 40'=54 40' HC=54

Floor loaded not available.



Available also 60Hz versions:  
Torrens 1211 (36078-00005): 220V-60Hz 1 ph. - 435=1595 psi - 2.91 GPM - 3200W - 1700 RPM  
Torrens 2013 (36078-00004): 220V-60Hz 3 ph. - 435=1740 psi - 3.44 GPM - 7000W - 1700 RPM

**T.V.** Thermal Valve

**Torrens 2015 LP (Hot water H.P. cleaner)**

STANDARD EQUIPMENT



- 4 poles electrical motor (1450 RPM) with thermal protection with built-in by-pass valve
- Suction and delivery S/S valve
- Total stop
- Power cable (m 5)
- Auxiliary motor for burner air-cooling and two ways fuel pump
- Temperature regulation gauge
- Glycerine pressure gauge
- Vertical burner with high thermal efficiency steel coil

code	36078-00003
operating pressure bar	30=200 (max 210)
max delivery rate l/h	900
abs. power W/Voltage	7300 - 400V-50Hz
RPM	1450
weight	144,5 Kg
packing dim.	120 x 74 h 101 cm
pcs for pallet	1

Q.ty: 20'=24 40'=54 40' HC=54

Floor loaded not available.



Available also Torrens 1515 (36078-00002): 400V-50Hz - 150 bar - 900 l/h - 5500W - 1450 RPM

Available also 60Hz versions:  
Torrens 2013 (36078-00006): 400V-60Hz 3 ph. - 435=1740 psi - 3.44 GPM - 7000W - 1700 RPM

**T.V.** Thermal Valve



**Dry professional vacuum cleaners**



Powerful, reliable, handy, with a modern design, very compact but above all safe and in compliance with European regulations and approved by the most important Certificate Corporation, the professional dry vacuum cleaners LAVOR are versatile and functional, thanks to a complete range of interchangeable accessories and functional and innovative filter systems, were conceived to meet the needs of floor care sector. They are equipped with powerful high efficiency motors granting top performances and are indicated above all for hotels, restaurants, offices and shops.

**Silent**

**STANDARD EQUIPMENT**



**NEW**



- Silenced single stage motor (high efficiency).
- Integrated accessory holder.
- Shock and overturn proof design.
- 12 litre plastic tank (PP)
- Cloth filter
- Rotating ON/OFF switch
- Paper collector filter.
- 10 m power cable high visibility.
- Collector filter
- Accessories Ø 32

code	40025-00019
barcode	8013298068487
Power W	800W
Column depress. mbar/kPa	240/24
Tank capacity l.	12
Suction air l/s	44
weight (Kg)	6,8
packing dim. (cm)	39 x 39 h 42
pcs for pallet	30

Load Q.ty: 20'=504 40'=1044 40' HC=1189



**Whisper**

**STANDARD EQUIPMENT**



**NEW**



- Ultra silenced single stage motor (high efficiency).
- Microfiber collector and hepa filter.
- Full collector filter indicator.
- Exhaust air filter. Integrated accessory holder.
- Shock & overturn proof design.
- Traceless wheels.
- 15 l plastic tank
- 10 m power cable.
- Accessories Ø 32

code	40006-00021
barcode	-
Power W	800W
Column depress. mbar/kPa	240/24
Tank capacity l.	15
Suction air l/s	44
weight (Kg)	8,5
packing dim. (cm)	47 x 34 h 36
pcs for pallet	20

Load Q.ty: 20'=330 40'=710 40' HC=852



**Wet & Dry professional vacuum cleaners**



The Professional range of LAVOR vacuum cleaners provides the solution for every kind of heavy duty daily use. Designed to be user friendly, they are equipped with ergonomic handle, big wheels and stable trolley offering the final answer to the needs of cleaning contractors, industries, workshops, car washing station etc. This feature avoids shocks to the end user, making usage easier. The filter area can be reached easily and the wide float seat grants stability on the floor during filter cleaning session.

**Dozer 120 IF**

**STANDARD EQUIPMENT**



**NEW**



- High efficiency by pass motor.
- Suction system with by-pass cooling.
- S. S. tank.
- Shock proof trolley.
- Liquid float valve.
- Cloth filter.
- 7,5 m power cable.
- Accessories Ø 35.
- Handy accessory holder.

code	40035-00024
barcode	-
Power W	1300 (max 1500)
Column depress. mbar/kPa	240/24
Tank capacity l.	20
Suction air l/s	65
weight (Kg)	8
packing dim. (cm)	35 x 35 h 66
pcs for pallet	N.A



**Dozer 130 IF**

**STANDARD EQUIPMENT**



**NEW**



- High efficiency by pass motor.
- Suction system with by-pass cooling.
- S. S. tank.
- Shock proof trolley.
- Liquid float valve.
- Washable filter.
- 7,5 m power cable.
- Accessories Ø 35.
- Handy accessory holder.

code	40035-00025
barcode	-
Power W	1300 (max 1500)
Column depress. mbar/kPa	240/24
Tank capacity l.	30
Suction air l/s	65
weight (Kg)	8,5
packing dim. (cm)	37 x 37 h 71
pcs for pallet	N.A



### Dozer 260 IR

#### STANDARD EQUIPMENT



- 2 silenced two stage motor.
- Suction system with by-pass cooling.
- S/S tank.
- Professional closing hooks.
- Static electric shock inhibitor.
- Flex hose 2,5 m Ø 40
- Drain hose system.
- Metal extension pipe
- Shock proof trolley.
- Liquid float valve.
- Cloth filter.
- 5 m power cable.
- Tilting tank
- Filter cleaning system

code	40031-00002
barcode	8013298067251
Power W	2000 (max 2400)
Column depress. mbar/kPa	210/21
Tank capacity l.	60
Suction air l/s	90
weight (Kg)	26
packing dim. (cm)	64 x 70 h 85
pcs for pallet	N.A

Load Q.ty: 20'=70 40'=145 40' HC=160



### Dozer 260 IRE

#### STANDARD EQUIPMENT



- 2 silenced two stage motor.
- Suction system with by-pass cooling.
- S/S tank.
- Professional closing hooks.
- Static electric shock inhibitor.
- Flex hose 2,5 m Ø 40
- Drain hose system.
- Metal extension pipe
- **Power tools socket**
- Shock proof trolley.
- Liquid float valve.
- Cloth filter.
- 5 m power cable.
- Tilting tank
- Filter cleaning system

code	40031-00009
barcode	8013298068203
Power W	2000 (max 2400)
Column depress. mbar/kPa	210/21
Tank capacity l.	60
Suction air l/s	90
weight (Kg)	26
packing dim. (cm)	64 x 70 h 85
pcs for pallet	N.A

Load Q.ty: 20'=70 40'=145 40' HC=160



### Dozer 360 IR

#### STANDARD EQUIPMENT



- 3 silenced two stage motor.
- Suction system with by-pass cooling.
- S/S tank.
- Professional closing hooks.
- Static electric shock inhibitor.
- Flex hose 2,5 m Ø 40
- Drain hose system.
- Metal extension pipe
- Shock proof trolley.
- Liquid float valve.
- Cloth filter.
- 5 m power cable.
- Tilting tank
- Filter cleaning system

code	40032-00002
barcode	8013298067237
Power W	3000 (max 3600)
Column depress. mbar/kPa	210/21
Tank capacity l.	60
Suction air l/s	132
weight (Kg)	28
packing dim. (cm)	64 x 70 h 85
pcs for pallet	N.A

Load Q.ty: 20'=70 40'=145 40' HC=160



**Dozer 280 IR**

STANDARD EQUIPMENT



- 2 silenced two stage motor.
- Suction system with by-pass cooling.
- S/S tank.
- Professional closing hooks.
- Static electric shock inhibitor.
- Flex hose 2,5 m Ø 40
- Drain hose system.
- Metal extension pipe
- Shock proof trolley.
- Liquid float valve.
- Cloth filter.
- 5 m power cable.
- Tilting tank
- Filter cleaning system

code	40031-00001
barcode	8013298067244
Power W	2000 (max 2400)
Column depress. mbar/kPa	210/21
Tank capacity l.	80
Suction air l/s	90
weight (Kg)	27,5
packing dim. (cm)	64 x 70 h 100
pcs for pallet	N.A

Load Q.ty: 20'=54 40'=108 40' HC=140



**Dozer 380 IR**

STANDARD EQUIPMENT



- 3 silenced two stage motor.
- Suction system with by-pass cooling.
- S/S tank.
- Professional closing hooks.
- Static electric shock inhibitor.
- Flex hose 2,5 m Ø 40
- Drain hose system.
- Metal extension pipe
- Shock proof trolley.
- Liquid float valve.
- Cloth filter.
- 5 m power cable.
- Tilting tank
- Filter cleaning system

code	40032-00001
barcode	8013298067220
Power W	3000 (max 3600)
Column depress. mbar/kPa	210/21
Tank capacity l.	80
Suction air l/s	132
weight (Kg)	29,5
packing dim. (cm)	64 x 70 h 100
pcs for pallet	N.A

Load Q.ty: 20'=54 40'=108 40' HC=140



**Professional carpet cleaners**



Carpet Cleaners with injection/extraction washing for carpet, sofas and armchairs. For the hygiene and sterilisation of the surfaces with water power and specific detergents studied for the cleanness of carpet, sofas and armchairs. Equipped with powerful and silent high speed motor with by-pass cooling. Unlimited autonomy – no stop refilling whenever the light is on. Thanks to the rich standard equipment is a precious and absolutely necessary cleaning tool for all tissue surfaces.

**Jupiter**

STANDARD EQUIPMENT



- Spray-extraction cleaner with a separate anti-foaming tank.
- Thorough cleaning through the 4 bar spray pressure and 230 mbar suction power.
- Spray and extraction functions are separately operable.
- Separate fresh and wastewater tanks, each containing 6,5 l. Separate container for anti-foaming agent.
- Long stainless steel vacuum tube for convenient, effortless work.
- 7,5 m power cable.
- Rubber-coated castor wheels and large back wheels.

code	40038-00001
barcode	8013298191871
voltage	230V-50Hz
n°motors-power	1-1100W
column depression	23 kPa/2300 mmH <sub>2</sub> O
air suction	50 l/s
total volume/dust/liquid	6,5 l/5 l/6 l
dimension (cm)/weight	66 x 46 h 52/15,75 kg



**Dozer 280 IE**

STANDARD EQUIPMENT



**NEW**



- 2 silenced two stage motor.
- Suction system with by-pass cooling.
- S. S. tank.
- Detergent pump (2x48W – 0,7-1,2 l/m – 5 bar).
- Professional closing hooks.
- Static electric shock inhibitor.
- Tilting tank.
- Fully removable tank.
- 11 l. detergent tank.
- Shock proof trolley.
- Liquid float valve.
- Cloth filter.
- 10 m power cable.
- Easy standing head (during filter cleaning).
- Traceless wheels.
- Accessories Ø 40.

code	on request
barcode	-
Power W	2200 (max 2400)
Column depress. mbar/kPa	220/22
Tank capacity l.	78
Suction air l/s	108
weight (Kg)	35,5
packing dim. (cm)	62 x 51 h 99
pcs for pallet	N.A





**Professional floor-scrubber driers**



The Lavor product range has been further increased with the addition of new product families; being able to offer a wide and complete selection of products is essential to provide a 360° solutions series in the cleaning sector. Scrubber driers and sweepers complete the already wide Lavor range: they are indispensable tools for keeping the outdoor and indoor spaces of commercial activities tidy and clean.

**Fit 35B Li**

- Compact design for easy operation
- Cordless design with Lithium-ion battery
- Height adjustment handle
- Foldable design for easy storage
- High speed rolling brush
- Detachable water tanks
- LED lights at front and switches
- Easy maintenance for scrubbers and brush
- Suitable for many commercial and household occasions
- Li-ion battery and battery charger included

code	37024-00001
barcode	8013298122769
scrubbing/squeegee width	350/422 mm
max working capacity	1500 m <sup>2</sup> /h
solution tank capacity	1,9 l
recovery tank capacity	1,50 l
traction	mechanical
RPM	350
brush motor power	32 W
suction/vacuum motor	500 mm H <sup>2</sup> O/70W
dimension (cm)/weight	55 x 50 h 31/14 Kg



**STANDARD EQUIPMENT**



**Free eva 50E**

- Very compact scrubbing machines suitable to work for the maintenance cleaning of limited-size areas (up to 1.500 m<sup>2</sup>)
- Especially suitable for cleaning: car shops, sales points, gym, health care
- Control panel with operator presence safety system
- Solution water filter and solenoid valve
- Easy access to the battery compartment
- Quick drain and easily inspectable recovery tank
- Non-marking wheels
- Roto-molded polyethylene tanks, shock and acid resistant

code	37031-00004
barcode	-
power supply	230V-50Hz
scrubbing/squeegee width	500/800 mm
max working capacity	2000 m <sup>2</sup> /h
solution tank capacity	44 l
recovery tank capacity	60 l
traction	mechanical
RPM	145
brush motor power	550 W
suction/vacuum motor	1700 mm H <sup>2</sup> O/800W
dimension (cm)/weight	116 x 46 h 98/95 Kg



**STANDARD EQUIPMENT**



### Free evo 50B

- Very compact scrubbing machines suitable to work for the maintenance cleaning of limited-size areas (up to 1.500 m<sup>2</sup>)
- Especially suitable for cleaning: car shops, sales points, gym, health care
- Control panel with operator presence safety system
- Low level battery indicator: brush/vacuum and traction progressive cut off
- Solution water filter and solenoid valve
- Easy access to the battery compartment
- Quick drain and easily inspectable recovery tank
- Non-marking wheels
- Roto-molded polyethylene tanks, shock and acid resistant



code	37031-00006
barcode	-
power supply	24V
scrubbing/squeegee width	500/800 mm
max working capacity	2000 m <sup>2</sup> /h
solution tank capacity	44 l
recovery tank capacity	60 l
traction	mechanical
RPM	145
brush motor power	550 W
suction/vacuum motor	1280 mm H <sup>2</sup> O/800W
dimension (cm)/weight	116 x 46 h 98/62 Kg



#### STANDARD EQUIPMENT



### Free evo 50BT

- Very compact scrubbing machines suitable to work for the maintenance cleaning of limited-size areas (up to 1.500 m<sup>2</sup>)
- Especially suitable for cleaning: car shops, sales points, gym, health care
- Control panel with operator presence safety system
- Low level battery indicator: brush/vacuum and traction progressive cut off
- Solution water filter and solenoid valve
- Easy access to the battery compartment
- Quick drain and easily inspectable recovery tank
- Non-marking wheels
- Roto-molded polyethylene tanks, shock and acid resistant
- Automatic traction motor



code	37031-00015
barcode	-
power supply	24V
scrubbing/squeegee width	500/800 mm
max working capacity	2000 m <sup>2</sup> /h
solution tank capacity	44 l
recovery tank capacity	60 l
traction	Automatic/150W
RPM	145
brush motor power	550 W
suction/vacuum motor	1280 mm H <sup>2</sup> O/800W
dimension (cm)/weight	116 x 46 h 98/66 Kg



#### STANDARD EQUIPMENT



### Free evo 50BT


- Very compact scrubbing machines suitable to work for the maintenance cleaning of limited-size areas (up to 1.500 m<sup>2</sup>)
- Especially suitable for cleaning: car shops, sales points, gym, health care
- Control panel with operator presence safety system
- Low level battery indicator: brush/vacuum and traction progressive cut off
- Solution water filter and solenoid valve
- Easy access to the battery compartment
- Quick drain and easily inspectable recovery tank
- Non-marking wheels
- Roto-molded polyethylene tanks, shock and acid resistant
- Automatic traction motor
- Batteries and battery charger included



code	37031-00017
barcode	-
power supply	24V
scrubbing/squeegee width	500/800 mm
max working capacity	2000 m <sup>2</sup> /h
solution tank capacity	44 l
recovery tank capacity	60 l
traction	Automatic/150W
RPM	145
brush motor power	550 W
suction/vacuum motor	1280 mm H <sup>2</sup> O/800W
dimension (cm)/weight	116 x 46 h 98/66 Kg



#### STANDARD EQUIPMENT



**Professional sweepers**



Sweepers LAVOR, a solution to each dirt collection need both indoor and outdoor. Ideal for medium to large areas, garages, large squares, condominiums, public bodies, to keep everything clean and tidy quickly and gaining time. Quicker than a besom. The sweeper is ideal for sweeping medium to large areas with a quickness 4 times higher than a usual besom. Emptying the collected waste is easy thanks to the integrated tank. Sweeping in the corners. Using the side brush it is possible to sweep also corners and boards. The aim of the side brush is to move dirt out of borders and to pull it into toward the centre, where the central brush can collect into the tank.

**BSW 950MF**

- Ideal for small and medium surfaces
- Wide collector tank with Filtering system
- Rear collector tank with cartridge filter with fan for dust extraction
- Side brush lifting
- Main brush pressure regulation
- Separate side brush
- Adjustable working load on the brush
- Tilting handle
- 360° front wheel
- Shock proof frame
- Hourly efficiency (max) 3500 m<sup>2</sup>/h.
- Working area (2 side brush) 480 (950) mm.



code	39001-00029
barcode	8013298150724
main brush width	480 mm
main brush + 2 side brushes	950 mm
collector tank	45 lt
max working capacity	3500 m <sup>2</sup> /h
traction	manual
brushes transmission	elastic belt
pressure on the brushes	adjustable
side brush	lifting arm system
dust-laying system	direct
filtering system	plated figer
dimension (cm)/weight	88 x 80 h 39/29 kg



**STANDARD EQUIPMENT**



**SWL R 950 ET**



- Foot pedal brake
- Parking brake
- Brush electric control
- Reverse lighting and acoustic warning
- Water system for dust reduction with rear tank
- Charge meter
- Hour meter
- Large filter surface with electric filter shaker
- Horizontal cartridge filter
- Main brush pressure adjustment
- Rear indirect collection tank
- Main brush quick release
- Long life elastic belts
- Heavy duty steel frame
- Motorized side brushes
- LED headlight
- Battery and battery charger not included



code	39002-00067
barcode	8013298150120
main brush width	450 mm
main brush + 1 side brushes	750 mm
collector tank	50 lt
max working capacity	6000 m <sup>2</sup> /h
traction	mechanical
pressure on the brushes	2 x 120 N
motor type/power	48V/800W
filter shaker	electric
dimension (cm)/weight	80 x 135 h 110/225 kg



**STANDARD EQUIPMENT**



**Serie CL4**

*Electric motor high-pressure pumps*



Model	Right shaft ver.	Left shaft ver.	RPM		Max. pressure			Flow rate		Requested power				Weight			
	Code	Code			bar	psi	MPa	l/m	GPM	HP	kW	kg	lbs				
CL 44-15 9-200	31052-00021	31052-00022	1450	1750	200	2900	20	9	11	2,4	2,9	4,9	6	3,6	4,4	6,6	14,5
CL 44-15 11-200	31052-00023	31052-00024	1450	1750	200	2900	20	11	13	2,9	3,5	6	6,5	4,4	4,8	6,6	14,5
CL 44-18 15-200	31053-00006	31053-00008	1450	1750	250	3600	25	15	18	4	4,7	7,5	9,2	5,5	6,9	7	15,4

**TPAH3**

*Gasoline motor-pumps units*



Model	Code	RPM	Max. pressure			Flow rate		Requested power		Weight	
			bar	psi	MPa	l/m	GPM	HP	kW	kg	lbs
TPAH3 30-24	On request	3400	180	2700	18	9	2,4	6,5	4,8	2	4,40

**TPBH3**

*Gasoline motor-pumps units*



Model	Code	RPM	Max. pressure			Flow rate		Requested power		Weight	
			bar	psi	MPa	l/m	GPM	HP	kW	kg	lbs
TPBH3 30-24	On request	3400	200	2900	20	9	2,4	6,5	4,8	2,40	5,29

**TPAV**

*Gasoline motor-pumps units*



Model	Code	RPM	Max. pressure			Flow rate		Requested power		Weight	
			bar	psi	MPa	l/m	GPM	HP	kW	kg	lbs
TPAV 22-20	On request	3400	150	2200	15	7,7	2	5,5	4	2,15	4,74

**TPBH4**

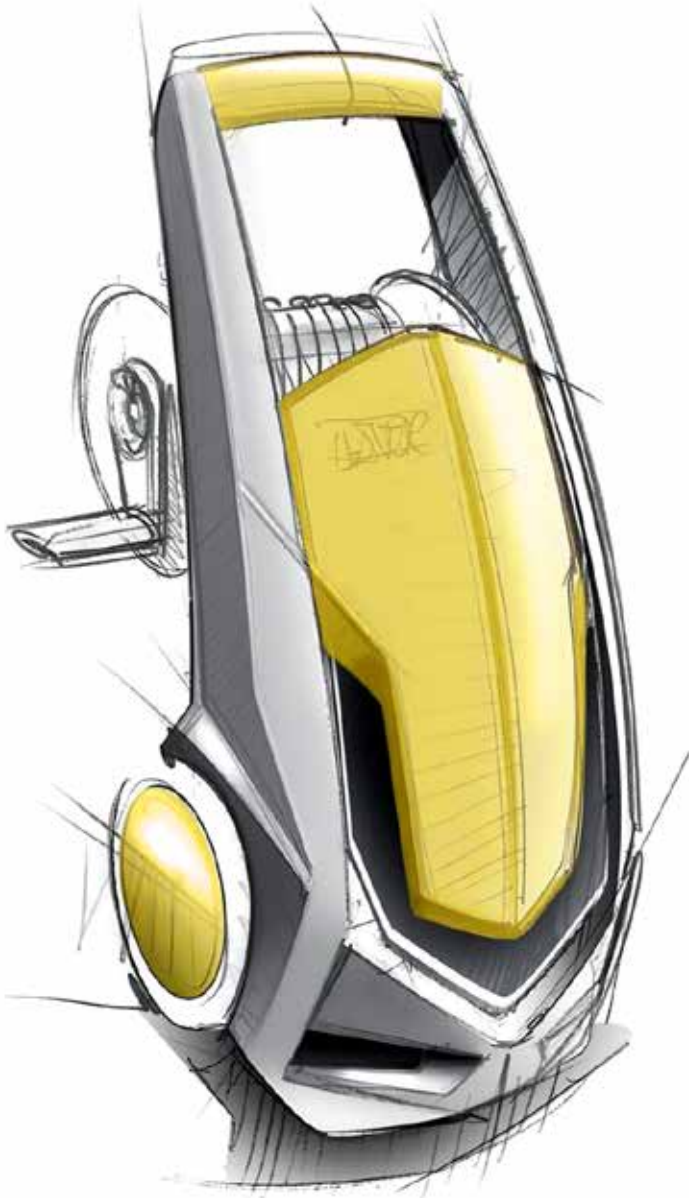
*Gasoline motor-pumps units and electric motor high pressure pumps*



Ø Shaft	Model	Right shaft ver.	Left shaft ver.	RPM	Max. pressure			Flow rate		Requested power		Weight	
		Code	Code		bar	psi	MPa	l/m	GPM	HP	kW	kg	lbs
25	TPBH4 30-29	On request	On request	3400	200	2900	20	11	2,9	7,5	5,5	7	15,4
25	TPBH4 30-35	On request	On request	3400	200	2900	20	13	3,5	9	6,6	7	15,4
28	TPBH4 30-40	On request	On request	1450	250	3600	25	15	4	7,5	5,5	7	15,4

**PRIVATE LABELS**

---



A wide range of electric and combustion engine domestic and professional pressure washers, vacuum cleaners, offering every customer the most suitable appliance for his market.

With more than forty years of manufacturing experience, Lavorwash gives its customers the possibility of ordering **"tailor made"** products to meet all their requirements.

Modern Italian Technology, Design, Quality, Flexibility and Fast Reaction are features that have always been the Milestone of our Company.

## Note

---

---

---

---

---

---

---

---

---

---

---

---

---

---

---

---

---

---

---

---

---

---

**GENERAL TERMS OF SALE** Goods travel at  
buyer's risk. Images and technical specifications of  
products and accessories are not binding and can be  
modified without notice.

Follow us on  
  

**SMETA**<sup>®</sup>



Management system certified  
**ISO 9001**



---

# **LAVOR**

— PART OF  **COMETGROUP**

Manufacturing and Internal Sales China Market: **Yong Kang Lavorwash Equipment Co.Ltd**

Add: No.80 Huacheng West Road. - Yongkang City, Zhejiang - China (zip code 321300)

Tel: 0086 057987205326 Mob: 0086 17706897110 Fax: 0086 057987102022

sales02.lavorchina@vip.163.com | www.lavorchina.cn

International sales: **LAVORWASH S.p.A.** J.F.Kennedy, 12 - 46020 Pegognaga (MN) Italy

0039 0376 55431 | info@lavor.com | lavor.com